


# ***YUMA COUNTY BUDGET 2018***



LGID # 63012

# YUMA COUNTY

## 2018 BUDGET

### Table of Contents

<u>Description</u>	<u>Page</u>
Letter of Budget Transmittal .....	no number
Resolutions .....	no number
Budget Message .....	1
Basis of Accounting.....	4
Capital Leases .....	4
GASB 54 Resolution .....	5
Property Tax Revenue Summary .....	8
Consolidated Budget Summary Year End Projections .....	9
Expenditure by Fund Summary .....	12
 <b>General Fund Revenues &amp; Expenditures by Department</b>	
General Fund Revenue .....	15
Transfers by Resolution .....	16
Administrative Services/Transfers .....	16
Commissioners .....	17
Planning and Zoning .....	18
County Clerk .....	19
County Treasurer .....	20
County Assessor .....	21
Global Information Systems / GIS .....	22
Elections .....	23
Building Maintenance .....	24
Driver's License Office .....	25
IT Travel/Lodging.....	26
Kirk & 311 Birch Maintenance.....	26
District Attorney .....	26
Sheriff (Revenue & Expense) .....	27
Jail (Revenue & Expense).....	28
Coroner .....	29
Northeastern Colorado Health Department.....	29
Centennial Mental Health .....	29
Emergency Medical Services .....	30
E911-Commissioners .....	30
Emergency Management .....	31
Irrigation Research Foundation .....	32
Eastern Colorado Services .....	32
Golden Plains Extension .....	32
Northeastern Colorado Bookmobile .....	33
Veterans' Officer.....	33
Yuma County Fair (Revenue & Expense) .....	34
County Fair Grounds Maintenance (Revenue & Expense) .....	35
NE Colo. Transportation Authority (County Express) .....	36
Economic Development.....	36
Northeastern Colorado Association of Local Gov.....	36

# YUMA COUNTY

## 2018 BUDGET

### Table of Contents

(Continued)

<u>Description</u>	<u>Page</u>
Fair Queen .....	37
Communications Tower.....	37
Landfill-Commissioners/Yuma County Share .....	38
County Maps.....	38
PRI Phone (Revenue and Expenses) .....	39
Yuma County Water Authority/Yuma County Share.....	39
<b>Additional Funds</b>	
Road and Bridge (Revenue & Expense) .....	40
Self-Insurance .....	44
Recreation .....	45
Conservation Trust .....	46
Payroll Clearing Fund.....	47
Useful Public Service.....	50
Grant Fund.....	51
Yuma County Water Authority .....	52
Sanitary Landfill .....	53
Sheriff's Trust Funds Revenue .....	55
Victims Assistance .....	56
Sheriff's Certified VIN.....	57
Law Enforcement Grant .....	58
SCAAP Funds .....	58
Sheriff Permit Fees .....	59
Task Force Fund .....	60
Capital Acquisition Reserve .....	61
Closure/Post Closure .....	62
Separation of Employment.....	62
Emergency Reserve .....	63
Department of Human Services .....	64

**YUMA COUNTY, COLORADO**  
**LETTER OF BUDGET TRANSMITTAL**

**2018 BUDGET**

**Approved**  
**December 15, 2017**


TO: DIVISION OF LOCAL GOVERNMENT  
1313 SHERMAN ST, ROOM 521  
DENVER, CO 80203

Attached is the 2018 budget for the COUNTY OF YUMA in YUMA COUNTY submitted pursuant to CRS 29-1-113(1). This budget was adopted on December 15, 2017. If there are any questions on the budget please contact ANDREA CALHOON, ADMINISTRATOR at 970-332-5796 or 310 Ash Street, Suite A, Wray, CO 80758. The mill levy certified to the County Commissioners is 21.714 mills, less a mill levy credit of -0.00 and an abatement of .106 which will result in a 21.820 mill levy for all operating purposes (not including GO bonds and interest or contractual obligations approved at elections or levies for capital expenditures.) All mill levy revenue is based on assessed valuation of \$244,696,970. Enclosed is a copy of the certification of mill levies sent to the County Commissioners.

AN INCREASE LEVY BEYOND THE PROPERTY TAX REVENUE LIMIT IS NOT BEING REQUESTED.

I hereby certify that the enclosed are true and accurate copies of the budget certification of tax levies to the Board of County Commissioners.

SIGNATURE OF OFFICER: \_\_\_\_\_



Andrea Calhoon  
Yuma County Administrator

CERTIFICATION OF TAX LEVIES

TO: COUNTY COMMISSIONERS OF YUMA COUNTY, COLORADO.

Dear Commissioners:

For the year 2018 the Board of County Commissioners of YUMA COUNTY hereby certifies a total levy of 21.714 mills, less a temporary levy of -0.000, plus an abatement levy of 0.106 mills, resulting in a net total levy of 21.820 mills to be extended by you upon the total assessed valuation of YUMA COUNTY to produce \$5,339,287 in revenue.

The levies and revenues are for the following purposes:

<u>FUND</u>	<u>MILLS</u>	<u>REVENUE</u>
1. General Operating Revenue	16.685	\$4,082,769
Temporary Mill Levy Reduction	0.000	0
Abatement Levy	<u>0.106</u>	<u>25,938</u>
Total General Fund	16.791	4,108,706
2. Road and Bridge	2.529	618,838
3. Human Services	1.000	244,696
4. Self-Insurance	0.500	122,347
5. Recreation	<u>1.000</u>	<u>244,696</u>
<u>TOTAL</u>	<u>21.820</u>	<u>\$5,339,287</u>

CONTACT PERSON: ANDREA CALHOON, ADMINISTRATOR  
DAYTIME PHONE # 970-332-5796

SIGNED



Dean Wingfield  
CHAIRMAN, BOARD OF COUNTY COMMISSIONERS

Dated: DECEMBER 15, 2017

YUMA COUNTY BOARD OF COUNTY COMMISSIONERS  
RESOLUTION TO SET MILL LEVIES

Resolution 12-29-2017 A

A RESOLUTION LEVYING GENERAL PROPERTY TAXES FOR THE YEAR 2018 TO HELP DEFRAY THE COSTS OF GOVERNMENT FOR THE COUNTY OF YUMA, COLORADO, FOR THE 2017 BUDGET YEAR:

WHEREAS, the amount of money necessary to balance the budget for General Fund purposes is \$4,108,706 and;

WHEREAS, the amount of money necessary to balance the budget for the Road and Bridge Fund is \$618,838; the Human Services Fund is \$244,696; the Self Insurance Fund is \$122,347; the Recreation Fund is \$244,696, and;

WHEREAS, the 2017 valuation for assessment for the COUNTY OF YUMA as certified by the County Assessor is \$244,696,970.

NOW, THEREFORE, BE IT RESOLVED BY THE COMMISSIONERS OF THE COUNTY OF YUMA, COLORADO:

Section 1. That for the purpose of meeting all operating expenses of the COUNTY OF YUMA during the 2018 budget year, there is hereby levied a tax of 21.714 mills, less a credit of 0.000 mills, plus an abatement of 0.106 mills resulting in 21.820 mills upon each dollar of the total valuation for assessment of all taxable property within the County for the year 2017.

The details of the above tax levies are as follows:

<u>FUND</u>	<u>MILL LEVY</u>
General	16.685
Less Temporary Levy Credit	-0.000
Abatement / Tax Refund	<u>0.106</u>
Total General	16.791
Road and Bridge	2.529
Human Services	1.000
Insurance Fund	0.500
Recreation Fund	<u>1.000</u>
TOTAL LEVY	21.820

Section 2. That the CHAIRMAN is hereby authorized and directed to immediately certify to the County Commissioners of Yuma County, Colorado, the mill levies for the COUNTY OF YUMA as hereinabove determined and set.


Adopted this 29th day of DECEMBER, 2017

ATTEST:



Beverly A. Wenger, Yuma County Clerk





Dean Wingfield  
CHAIRMAN OF THE BOARD

**YUMA COUNTY BOARD OF COUNTY COMMISSIONERS  
RESOLUTION TO ADOPT BUDGET**

**Resolution 12-29-2017 B**

**A RESOLUTION SUMMARIZING EXPENDITURES AND REVENUES FOR EACH FUND AND ADOPTING A BUDGET FOR THE COUNTY OF YUMA, COLORADO, FOR THE CALENDAR YEAR BEGINNING THE FIRST DAY OF JANUARY 2018 AND ENDING ON THE LAST DAY OF DECEMBER 2018.**

**WHEREAS, the COMMISSIONERS OF THE COUNTY OF YUMA have appointed Andrea Calhoon, Administrator, to prepare and submit a proposed budget to this governing body on October 13, 2017 for its consideration, and;**

**WHEREAS, upon due and proper notice, published in accordance with the law, said proposed budget was open for inspection by the public at a designated place, a public hearing was held on December 15, 2017 for Yuma County Government, the Yuma County Landfill, and the Yuma County Water Authority Public Improvement District. Interested taxpayers were given the opportunity to file or register comments and/or objections to said proposed budget, and were provided an opportunity to discuss the proposed use of funds;**

**WHEREAS, whatever increases may have been made in the expenditures, like increases were added to the revenues so that the budget remains in balance, as required by law.**

**NOW, THEREFORE BE IT RESOLVED BY THE COMMISSIONERS OF THE COUNTY OF YUMA, COLORADO:**

**Section 1. That estimated revenues are as follows:**

**General Fund and others listed below:**

<b>From sources other than general tax</b>	<b>15,067,829</b>
<b>From the general property tax levy</b>	<b><u>5,339,287</u></b>
<b>Total all funds</b>	<b>20,407,116</b>

Section 2. That estimated expenditures for each fund are as follows:


<u>FUND</u>	<u>ESTIMATED EXPENDITURES</u>
General	6,586,563
Road and Bridge	4,993,500
Human Services	3,512,191
Self-Insurance	237,000
Recreation	600,000
Conservation Trust (Lottery)	100,000
Payroll Clearing	536,900
Useful Public Service	9,000
Grant	299,062
Water Authority	121,000
Sanitary Landfill	374,900
Sheriff's Trust	104,000
Capital Acquisitions Reserve	2,290,000
Closure Post-Closure	100,000
Separation Leave Reserve	94,000
Emergency Reserve	<u>449,000</u>
<u>TOTAL</u>	<u>20,407,116</u>

Section 3. That the budget as submitted, and hereinabove summarized by fund, hereby is approved and adopted as the budget of the COUNTY OF YUMA for the year stated above.

Section 4. That the budget hereby approved and adopted shall be signed by THE CHAIRMAN OF THE BOARD and made a part of the public records of the County.


ADOPTED, this 29th day of December, 2017.


THE BOARD OF COUNTY COMMISSIONERS  
OF YUMA, COUNTY, STATE OF COLORADO

  
\_\_\_\_\_  
Dean Wingfield, Chairman

  
\_\_\_\_\_  
Robin Wiley

  
\_\_\_\_\_  
Trent Bushner

ATTEST:   
\_\_\_\_\_  
Beverly A. Wenger, County Clerk





**YUMA COUNTY BOARD OF COUNTY COMMISSIONERS  
RESOLUTION TO APPROPRIATE SUMS OF MONEY  
Number 12-29-2017 C**

**A RESOLUTION APPROPRIATING SUMS OF MONEY TO THE VARIOUS FUNDS AND SPENDING AGENCIES, IN THE AMOUNTS AND FOR THE PURPOSE AS SET FORTH BELOW, FOR THE COUNTY OF YUMA, COLORADO, FOR THE 2018 BUDGET YEAR:**

**WHEREAS**, the Commissioners have adopted the annual budget in accordance with the Local Government Budget Law, on December 15, 2017 and;

**WHEREAS**, the Commissioners have made provisions therein for revenues in an amount equal to or greater than the total proposed expenditures as set forth in said budget, and;

**WHEREAS**, it is not only required by law, but also necessary to appropriate the revenues provided in the budget to and for the purposes described below, so as not to impair the operations of the County.

**NOW, THEREFORE BE IT RESOLVED BY THE COMMISSIONERS OF THE COUNTY OF YUMA, COLORADO:**

**Section 1. That the following sums are hereby appropriated from the revenue of each fund, to each fund, for purposes stated:**

<u>FUND</u>	<u>ESTIMATED EXPENDITURES</u>
General	6,586,563
Road and Bridge	4,993,500
Human Services	3,512,191
Self-Insurance	237,000
Recreation	600,000
Conservation Trust (Lottery)	100,000
Payroll Clearing	536,900
Useful Public Service	9,000
Grant	299,062
Water Authority	121,000
Sanitary Landfill	374,900
Sheriff's Trust	104,000
Capital Acquisitions Reserve	2,290,000
Closure Post-Closure	100,000
Separation Leave Reserve	94,000
Emergency Reserve	<u>449,000</u>
<u>TOTAL</u>	<u>20,407,116</u>

Detail of the appropriation is listed in the 2018 budget document.


ADOPTED this 29th day of DECEMBER, 2017

THE BOARD OF COUNTY COMMISSIONERS  
OF YUMA, COUNTY, STATE OF COLORADO

  
\_\_\_\_\_  
Dean Wingfield, Chairman

  
\_\_\_\_\_  
Robin Wiley

  
\_\_\_\_\_  
Trent Bushner

ATTEST:   
\_\_\_\_\_  
Beverly A. Wenger, County Clerk



## **YUMA COUNTY BUDGET MESSAGE 2018**

The 2018 Budget for Yuma County shows the disbursement of revenues through offices and agencies necessary to keep the county operating. This budget outlines the cost of Yuma County services provided to the residents of Yuma County. All budgets are reviewed and approved by the Yuma County Commissioners.

### Yuma County Assessed Value –

The 2018 Yuma County assessed value is \$244,696,970, which shows an increase of \$5,691,010 compared to the 2017 assessed value of \$239,005,960. The net total mill levies of 21.820 will be extended for all county funds.

### Severance Tax revenue to Road & Bridge Fund –

Yuma County continues to deposit Severance Tax Revenue into the Road and Bridge Fund. Resolution #11-26-08A states that all money due to Yuma County for severance tax received in 2008 and thereafter will be deposited into the Road and Bridge Fund #2. Previously to 2008, it was considered revenue to the Yuma County General Fund # 1.

GENERAL COUNTY (Fund 1) Yuma County provides general government operations through the following:

- The Commissioners Administration Office coordinates county operations, financial reporting and accounting, budget preparation.
- Yuma County Land Use Office reviews and processes land use permits; including Exemptions from Subdivision Permits, Major Land Use Permits and Activity Notices.
- The Assessor's Office appraises and assesses taxes for all property within the county.
- The Treasurer's Office collects taxes, fees and handles county banking needs.
- The Clerk & Recorder's Office operates motor vehicle, recordings, runs all elections, and operates the drivers' license department.
- Yuma County Fair Operations are held annually in August.
- Global Information Systems (GIS) updates maps, both digitally and hard copy.
- The maintenance and custodial staff, under direction of the County Administrator, oversee maintenance of the Courthouse and the Health and Human Services buildings and grounds.

### Judicial -

The District Attorney's (DA) Office provides judicial services. The DA's Office is financed jointly with the other counties in the 13<sup>th</sup> Judicial District.

### Public Safety -

The Sheriff's Office, County Jail, Coroner's Office, and Office of Emergency Management provide public safety.

In 2018, an additional salary line item was added to the Sheriff's Office budget entitled Major Operations for purposes of accounting for increased salary needs associated with major public

safety and/or criminal events. This line item is not intended to and is not capable of encapsulating the entire personnel cost associated with large-scale or intensive public safety events, but rather is intended as a means for Yuma County Government to provide reasonable fiscal support for the insurance of public safety in Yuma County. Salary costs in this line may include but are not limited to murders and suspicious deaths, major narcotic investigations, assaults, burglaries, major accidents, and crimes against children or the elderly. Salaries are allocated to this line item through joint procedures developed between the Yuma County Sheriff's Office and the Administration/Finance Office.

#### Health Services –

- Wray, Yuma, Idalia, and South Y-W are the four ambulance services within the county licensed by the Board of County Commissioners. The City of Wray and the City of Yuma Ambulance Agencies operate on their own revenue. When needed, the county assists with purchases and maintains the ambulances for two other agencies: Idalia and South Y-W. The agencies provide personnel, supplies and general operating costs for their ambulance agency.
- NE Colorado Health Department (NCHD) provides health care in Yuma County and five other regional counties.
- Centennial Mental Health Center, Incorporated provides mental health counseling and services to Yuma County and nine other counties. They are not requesting any county funds for 2018.

#### Auxiliary Services -

- Yuma County Fair is held during the month of August each year, under direction of the Yuma County Commissioners through the Yuma County Fair Board.
- The County is providing financial assistance to the Irrigation Research Foundation to support agriculture research.
- Economic Development provides assistance to retain current businesses and assists in attracting new business into the county. Tax reductions approved through the Yuma County Incentive Policy are tracked through line item 01-509-6475 "Economic Development Incentive". There will be no incentive payments in 2018.
- The Veterans' Office assists veterans living in the county.
- Communication Tower Expense (in Fund 1) is used to handle charges for communications towers and phone lines necessary for fire and ambulance communications.
- Yuma County provides funding to the Eastern Colorado Developmentally Disabled, Inc., which in turn provides services for developmentally disabled individuals in Yuma County and nine other counties.

#### Intergovernmental Co-operations -

- Yuma County, in partnership with other counties of the region, support: the Extension Service, NE Colorado Association of Local Governments, NE Colorado Bookmobile, and NE Colorado Transportation Authority.
- The W-Y Communications Center dispatches E911 calls from Yuma and Washington Counties. Its operational revenues come from Washington County, Yuma County, and the Authority Board, which handles the telephone surcharge.
- Yuma County supports the Landfill along with the City of Yuma, City of Wray, and the Town of Eckley.

ROAD & BRIDGE (FUND 2) The Road & Bridge Department mill remains at 2.529 Mills, the same as in the 2017 budget. This department is responsible for the maintenance of 2280 miles of highways and roads within the county. It controls the county gravel pits, keeps the bridges in repair, and provides snow removal when needed.

HEALTH AND HUMAN SERVICES (FUND 3) The Yuma County Human Services Department provides services to the needy within the county. Some of these services are supported completely or in part by the State of Colorado. The 2018 mill levy is 1.000 mill.

SELF-INSURANCE (FUND 4) The Insurance Fund has a .500 mill levy to provide funding for county Insurance.

RECREATION (FUND 5) The Recreation Fund receives a 1.000 mill for funding television reception in Northeastern Colorado jointly with other counties.

CONSERVATION TRUST (FUND 6) The Conservation Trust Fund accounts for the lottery funds received from the State of Colorado. Interest is earned on Conservation Trust Funds according to Resolution # 12-15-06 B.

PAYROLL CLEARING FUND (FUND 7) The County Commissioners Office provides a payroll service for the East Yuma County Cemetery District, West Yuma County Cemetery District, Public Trustee, Revolving Loan Fund Agency, Economic Development and the Weed and Pest District. The county is reimbursed from each of these organizations for the complete payroll amount. This is a service only. Staffs of these entities are not considered employees of Yuma County. When grant monies are received for the Revolving Loan Fund, they are deposited and redistributed to that organization through Fund 9- Grant Fund.

USEFUL PUBLIC SERVICE (FUND 8) The Useful Public Service program is supported entirely by court charges and UPS Buyout fees and was transferred from the direction of Board of County Commissioners to the County Sheriff in 2018. UPS Reports are to be submitted to the Board of County Commissioners no less than quarterly.

GRANT CLEARING FUND (FUND 9) This is a clearing fund for which the county is acting as the fiscal agent. Yuma County is expecting grant revenues in 2017 from: State Court Security, County Clerks Technology Fund, State Grant Funds and Other Grant Funds.

YUMA COUNTY WATER AUTHORITY (FUND 10) This fund structured through Resolution #12-17-2007M is used to track revenues and expenditures for preserving the water in Yuma County for the best interests of the residents. Yuma County Water Authority is governed by a board composed of the Board of County Commissioners, appointees from the City of Wray, City of Yuma, and Town of Eckley. Operations are financed by a fee based on the population of each entity. Should water rights be purchased, each entity can own the rights in whole or in part based on the financial contribution to purchase such rights.

SANITARY LANDFILL (FUND 11) This fund tracks the landfill revenues and expenses. The City of Yuma, City of Wray, Town of Eckley, and Yuma County contribute monthly contributions. A recycling

program was initiated and is accounted for in Fund 11.

SHERIFF'S TRUST FUND (FUND 12) Victim's Assistance, Law Enforcement Grants, and Bullet Proof Vest Grants are operated through Fund 12. The remaining SCAAP grant funds will be tracked through Fund 12. Sheriff Permit Fees are a part of Fund 12, as the Sheriff charges a fee for fingerprinting, of which a portion is sent to the State of Colorado. Concealed Weapon permit fees, Certified VIN fees, and remaining SCAAP grant funds are deposited to Fund 12 in separate cash accounts.

CAPITAL ACQUISITION (FUND 20) Capital purchases are expensed out of this fund. In the past, funds were used to purchase computer equipment and software, assist with other agency and county vehicle purchases, security, building, and grounds improvements.

CLOSURE/POST CLOSURE (FUND 21) Money from the Landfill (Fund #11) is set-aside in Fund 21 for the purpose of making sure there are funds available to close the landfill and perform maintenance and monitoring functions at the landfill site after being closed. At the end of 2017, there was a balance of \$111,218 in this fund. Interest is earned on Closure/Post Closure Funds according to Resolution # 12-15-06B.

SEPARATION OF EMPLOYMENT (FUND 22) This fund is used to cover accrued personal leave when a long-term employee separates employment with the county. This liability is not accounted for in the individual payroll departments.

EMERGENCY RESERVE (FUND 25) The emergency reserve is to be used only for emergency purposes, and was started to assist with meeting the requirement of Article X, Section 20 (5) of the Colorado Constitution.

### **BASIS OF ACCOUNTING**

The modified accrual basis of accounting is used by Yuma County. Under the modified accrual basis of accounting, revenues are recognized when susceptible to accrual. Expenditures are recorded when the related fund liability is incurred.

The Board of County Commissioners passed Resolution Number 12-30-11A for the purpose of complying with Governmental Accounting Standard Board GASB # 54. This resolution is attached and included as part of the 2017 budget message. (Pages 5 and 6)

### **CAPITAL LEASES**

Yuma County has no capital leases as of December 31, 2017.

**RESOLUTION OF  
THE YUMA COUNTY BOARD OF COMMISSIONERS**

Resolution #12-30-11 A

**RE: Allocation of Yuma County Fund Balance as required by GASB 54**

**WHEREAS**, the Board of County Commissioners of Yuma County, State of Colorado, has convened a duly and lawfully called regular meeting on the 30<sup>th</sup> day of December, 2011 and;

**WHEREAS**, Auditor Jerry McMahan has made recommendations to Yuma County for complying with the Governmental Accounting Standard Board (GASB) #54, and;

**WHEREAS**, Yuma County recognizes that the public has the right to all financial information of the county. The financial needs of the county are evaluated each year. It is difficult to know exactly what may be required or needed to keep the county operating.

**WHEREAS**, surplus funds are needed to cover the unexpected that cannot be planned for; such as: a winter with several blizzards, floods that take out roads and bridges, and high increases in the price of gas from when the budget was approved. High profile legal cases can be devastating financially to a small county. The Commissioners feel it is prudent to retain reserve funds for such emergencies; and also, for the time when the assessed value decreases by a substantial amount.

**WHEREAS**, Yuma County understands that Governmental Accounting standards have changed and, because of this, acknowledge that when preparing the audit, the Auditor will need to designate any unassigned balance to the General Fund.

**THEREFORE**, this resolution is for the purpose of complying with GASB #54 and for which the following statements are prepared.

**WHEREAS**, Yuma County designates funds according to fund type as shown in the chart below:

NAME OF FUND	FUND TYPE		
	Restricted	Committed	Assigned
General Fund #1			
Water Purchases		X	
Commitment for future Projects		X	
Budget Assignments			X
Accrued Compensation		X	
Road and Bridge #2		X	
Human Services #3		X	
Self-Insurance # 4		X	
Recreation #5			X
Conservation Trust #6	X		
Payroll Clearing Fund #7			X
Useful Public Service #8	X		
Grant Clearing #9	X		
Yuma County Water Authority #10	X		
Landfill #11			X
Sheriff Trust #12	X		
Drug Taskforce #13	X		
Capital Acquisition #20			X
Closure Post-closure #21	X		
Separation of Employment #22		X	
Emergency Fund #25	X		



Notes:

Road and Bridge, Human Services, Separation from Employment and Self Insurance Funds are committed for specific purposes.

Landfill, Recreation, Payroll Clearing, and Capital Acquisition are assigned for a specific purpose. Landfill Closure, Grant, Water Authority, and Conservation Trust Funds are all restricted fund balances per external legal requirements.

Useful Public Service, Sheriff's Victim Assistance, and Task Force Funds have been determined to be restricted fund balances.

The Emergency Reserve Fund balance will be combined with the General Fund in the annual audit.

The approved budget contains the amounts relating to these funds.


**THEREFORE BE IT RESOLVED**, the Commissioners of Yuma County, State of Colorado, approve this structure of funds in order to be in compliance with GASB 54.

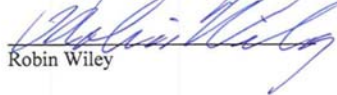
The above and foregoing Resolution was, on motion duly made and seconded, adopted by unanimous vote of the Yuma County Board of Commissioners on the 30th day of December 2011.

**ADOPTED THIS 30<sup>th</sup> DAY OF DECEMBER 2011.**

**THE BOARD OF COUNTY COMMISSIONERS  
OF YUMA COUNTY, STATE OF COLORADO**

  
\_\_\_\_\_  
Dean Wingfield, Chairman

  
\_\_\_\_\_  
Trent Bushner

  
\_\_\_\_\_  
Robin Wiley




ATTEST:   
\_\_\_\_\_  
Beverly A Wenger, County Clerk



# ***YUMA COUNTY BUDGET 2018***

*Financial Information Summaries  
Followed by Department Detail*





**YUMA COUNTY  
COMPARATIVE SUMMARY  
OF PROPERTY TAX REVENUES**

	Budget Year								Increase / Decrease between 2018 tax revenue and 2017 tax revenue .	
	2015		2016		2017		2018			
	Levy	Amount	Levy	Amount	Levy	Amount	Levy	Amount	Levy	Amount
Valuations, Mill Levies, Property Taxes:										
Assessed Valuation - County Fund		250,930,420		279,837,810		239,005,960		244,696,970		5,691,010
General fund	16.685	4,186,774	16.685	4,669,094	16.685	3,987,814	16.685	4,082,769		94,955
General County - Temp Mill Levy Reduction		0		0		0		0	0.000	0
Abatement Levy	0.008	2,007	0.045	12,593	0.071	16,969	0.106	25,938	0.037	8,968
<b>Total for General County</b>	<b>16.693</b>	<b>4,188,781</b>	<b>16.730</b>	<b>4,681,687</b>	<b>16.756</b>	<b>4,004,783</b>	<b>16.791</b>	<b>4,108,706</b>	<b>0.037</b>	<b>103,923</b>
Road and Bridge	2.529	634,603	2.529	707,710	2.529	604,446	2.529	618,838	0.000	14,392
Public Welfare	1.000	250,930	1.000	279,838	1.000	239,006	1.000	244,696	0.000	5,690
Insurance	0.500	125,465	0.500	139,919	0.500	119,503	0.500	122,347	0.000	2,845
Recreation	1.000	250,930	1.000	279,838	1.000	239,006	1.000	244,696	0.000	5,690
<b>TOTAL</b>	<b>21.722</b>	<b>5,450,709</b>	<b>21.759</b>	<b>6,088,992</b>	<b>21.785</b>	<b>5,206,744</b>	<b>21.820</b>	<b>5,339,287</b>	<b>0.037</b>	<b>132,543</b>

**YUMA COUNTY  
CONSOLIDATED BUDGET SUMMARY  
2018 YEAR END PROJECTIONS**

	General Fund 1	Road & Bridge Fund 2	Human Services Fund 3	Self Insurance Fund 4	Recreation Fund 5	Conservation Trust Fund Fund 6
<b>1 2018 Budgeted Expenditures</b>	6,586,563	4,993,500	3,512,191	237,000	600,000	100,000
2 Available Revenues: Valuation- 244,696,970						
3 Property Taxes (Net)	4,108,706	618,838	244,696	122,347	244,696	
4 Intergovernmental Revenue	11,000	3,715,166	3,241,092	50	90	35,000
5 Total Other Revenues	1,170,702	161,576	0	25,200	600	200
6 Unappropriated Fund Balance, Beginning of Year	9,781,671	6,368,728	1,171,381	969,153	998,721	113,153
7 TOTAL	15,072,079	10,864,308	4,657,169	1,116,750	1,244,107	148,353
8 Less Unappropriated Fund Balance, End of Year	8,485,516	5,870,808	1,144,978	879,750	644,107	48,353
9 Total Revenue Available	6,586,563	4,993,500	3,512,191	237,000	600,000	100,000
10 Mill Levy 21.714 + abatement = 21.820						

<b>11 2017 Estimated Expenditures</b>	6,545,874	4,577,768	2,920,685	160,347	300,862	67,198
12 Available Revenues: Valuation- 239,005,960						
13 Property Taxes (Net)	3,990,288	602,400	227,840	119,073	227,840	
14 Intergovernmental Revenue	24,294	3,855,126	3,129,585	30	61	38,579
15 Total Other Revenues	1,441,624	71,577	79,047	20,628	648	1,618
16 Unappropriated Fund Balance, Beginning of Year	10,871,339	6,417,393	655,595	989,768	1,071,034	140,154
17 TOTAL	16,327,545	10,946,496	4,092,066	1,129,500	1,299,583	180,351
18 Less Unappropriated Fund Balance, End of Year	9,781,671	6,368,728	1,171,381	969,153	998,721	113,153
19 Total Revenue Available	6,545,874	4,577,768	2,920,685	160,347	300,862	67,198
20 Mill Levy 21.714 + abatement = 21.785						

<b>21 2016 Actual Expenditures</b>	5,720,866	4,415,172	3,195,580	146,232	120,756	19,664
22 Available Revenues: Valuation- 279,837,810						
23 Property Taxes (Net)	4,686,582	1,382,785	280,078	139,940	279,873	
24 Intergovernmental Revenue	134,168	3,098,611	2,967,226	102	1,204	44,052
25 Total Other Revenues	1,142,240	99,188	0	24,420	0	1,022
26 Unappropriated Fund Balance, Beginning of Year	10,629,215	6,251,981	603,871	971,538	910,713	114,744
27 TOTAL	16,592,205	10,832,565	3,851,175	1,136,000	1,191,790	159,818
28 Less Unappropriated Fund Balance, End of Year	10,871,339	6,417,393	655,595	989,768	1,071,034	140,154
29 Total Revenue Available	5,720,866	4,415,172	3,195,580	146,232	120,756	19,664
30 Mill Levy 21.714 + abatement = 21.759						

**YUMA COUNTY  
CONSOLIDATED BUDGET SUMMARY  
2018 YEAR END PROJECTIONS**

	Payroll Reimbursement Fund 7	Useful Public Service Fund 8	Grant Clearing Fund 9	Yuma County Water Authority Fund 10	Landfill Fund 11	Sheriff Trust Fund 12	Capital Acquisition Fund 20	Closure Postclosure Fund 21	Separation Employee Fund 22	Emergency Fund 25	TOTAL
<b>1 2018 Budgeted Expenditures</b>	536,900	9,000	299,062	121,000	374,900	104,000	2,290,000	100,000	94,000	449,000	20,407,116
2 Available Revenues: Valuation- 244,696,970											
3 Property Taxes (Net)											5,339,283
4 Intergovernmental Revenue	536,900		163,988	110,245	222,979	72,998	1,984,000	5,000			10,098,508
5 Total Other Revenues	0	6,200	536,012		118,700	24,400	306,000		0		2,349,590
6 Unappropriated Fund Balance, Beginning of Year	31,917	12,656	28,835	689,415	184,588	64,825	1,009,627	111,219	133,448	525,000	22,194,338
7 TOTAL	568,817	18,856	728,835	799,660	526,267	162,223	3,299,627	116,219	133,448	525,000	39,981,719
8 Less Unappropriated Fund Balance, End of Year	31,917	9,856	429,773	678,660	151,367	58,223	1,009,627	16,219	39,448	76,000	19,574,603
9 Total Revenue Available	536,900	9,000	299,062	121,000	374,900	104,000	2,290,000	100,000	94,000	449,000	20,407,116
10 Mill Levy 21.714 + abatement = 21.820											
<b>11 2017 Estimated Expenditures</b>	471,523	7,440	305,135	39,324	362,185	86,526	1,953,944	0	35,341	0	17,834,152
12 Available Revenues: Valuation- 239,005,960											
13 Property Taxes (Net)											5,167,441
14 Intergovernmental Revenue	453,192		307,259	114,008	199,504	52,227	607,745	6,353	60,000	0	8,847,963
15 Total Other Revenues		5,730	0	0	222,899	35,852	1,574,001		0		3,453,623
16 Unappropriated Fund Balance, Beginning of Year	50,248	14,366	26,711	614,732	124,370	63,272	781,826	104,866	108,789	525,000	22,559,463
17 TOTAL	503,440	20,096	333,970	728,740	546,773	151,351	2,963,571	111,219	168,789	525,000	40,028,490
18 Less Unappropriated Fund Balance, End of Year	31,917	12,656	28,835	689,415	184,588	64,825	1,009,627	111,219	133,448	525,000	22,194,338
19 Total Revenue Available	471,523	7,440	305,135	39,324	362,185	86,526	1,953,944	0	35,341	0	17,834,152
20 Mill Levy 21.714 + abatement = 21.785											
<b>21 2016 Actual Expenditures</b>	460,790	8,239	335,814	4,030,854	343,641	101,422	953,560	0	32,274	0	19,884,864
22 Available Revenues: Valuation- 279,837,810											
23 Property Taxes (Net)				1,390,289							8,159,547
24 Intergovernmental Revenue	460,790		313,383	0	3,960	60,186	25,000	5,000	60,000	76,000	7,249,682
25 Total Other Revenues		5,057	29,292	2,804,729	371,471	37,262	609,699	817	0		5,125,197
26 Unappropriated Fund Balance, Beginning of Year	50,248	17,548	19,850	450,568	92,580	67,246	1,100,687	99,049	81,063	449,000	21,909,901
27 TOTAL	511,038	22,605	362,525	4,645,586	468,011	164,694	1,735,386	104,866	141,063	525,000	42,444,327
28 Less Unappropriated Fund Balance, End of Year	50,248	14,366	26,711	614,732	124,370	63,272	781,826	104,866	108,789	525,000	22,559,463
29 Total Revenue Available	460,790	8,239	335,814	4,030,854	343,641	101,422	953,560	0	32,274	0	19,884,864
30 Mill Levy 21.714 + abatement = 21.759											

## 2018 Yuma County Budget Summary All Funds

	Actual 2016	Actual to 11-30-2017	2017 Budget	2018 Budget
<b>Fund 01 - General County</b>				
090 Administrative Services	144,439	123,412	153,200	150,150
101 Commissioners	516,983	482,274	564,000	559,000
102 Commissioners Attorney	30,832	6,997	30,000	30,000
103 Planning & Zoning	35,848	30,688	42,300	46,300
104 County Clerk	315,177	303,082	333,000	344,700
105 County Treasurer / Public Trustee	200,222	179,233	218,900	226,200
106 County Assessor	329,676	334,421	376,400	374,700
107 GIS Mapping	46,808	41,193	51,600	59,100
108 Elections	64,638	46,032	69,700	94,500
109 Building Maintenance	285,513	267,939	316,700	324,250
110 Drivers License Office	52,390	47,527	51,900	53,550
115 IT Travel-Lodging	0	1,025	0	5,000
120 Kirk & 311 Birch Maint	1,268	547	8,000	8,000
201 District Attorney	197,250	151,636	202,181	217,345
301 Sheriff (Patrol-Admin)	898,739	853,144	869,200	958,449
302 Jail	881,605	835,410	957,850	973,410
303 Coroner	56,721	47,749	57,800	59,950
401 NE CO Health Dept	97,010	97,010	97,010	97,010
402 Centennial Mental Health	0	0	0	0
403 Emergency Medical Services	22,367	8,549	55,500	107,000
405 E911-County Share	440,000	440,000	440,000	440,000
406 Emergency Management	30,391	25,488	32,820	33,525
501 Irrigation Research Found	4,000	4,000	4,000	4,000
502 E CO Services for Dev. Disabled	20,762	22,524	22,524	24,149
503 Golden Plains Extension	182,962	176,381	200,900	209,250
504 NE CO Bookmobile Service	30,000	30,000	30,000	30,800
505 Veterans' Officer	8,511	8,806	10,650	11,700
506 Yuma County Fair	179,017	177,214	163,800	176,950
507 County Fair Maintenance	46,705	55,258	72,000	73,000
508 NE CO Trans Authority	33,321	36,045	36,045	24,457
509 Economic Development	45,000	45,000	45,000	45,000
510 NE CO Assoc of Local Gov't	18,433	18,096	18,096	16,873
511 Fair Queen Expenses	4,189	1,910	4,600	2,200
601 Communications Tower Expenses	653	604	3,000	1,000
602 Landfill - County Share	99,756	93,729	102,250	102,250
603 County - Maps	1,230	258	2,500	2,500
604 PRI Phone Exp-Other Agencies	2,675	3,531	3,000	4,100
605 Water Authority	50,215	50,215	51,000	51,000
<b>TOTAL DEPARTMENT EXPENDITURES</b>	<b>5,375,306</b>	<b>5,046,927</b>	<b>5,697,427</b>	<b>5,941,366</b>
<b>Transfers to other funds</b>				
Interest to other funds	0	2,971	500	500
To Fund 20 - 1 mill	347,060	239,006	239,006	244,697
Transfer to Fund 12	2142	5,383		0
Transfer to Fund 20	0	750,000	1,286,132	400,000
Transfer to Fund 25				
Transfer to Fund 22	60,000	60,000	0	0
<b>TOTAL WITH TRANSFERS</b>	<b>5,784,508</b>	<b>6,104,287</b>	<b>7,223,065</b>	<b>6,586,563</b>

## 2018 Yuma County Budget Summary All Funds

	Actual 2016	Actual to 11-30-2017	2017 Budget	2018 Budget
<b>Fund 02 - Road and Bridge</b>	<b>4,415,172</b>	<b>4,160,479</b>	<b>5,567,000</b>	<b>4,993,500</b>
701 General Administration	2,763,835	2,437,454	2,924,000	2,911,500
702 Construction	1,572,397	1,210,076	1,822,000	1,785,000
703 Maintenance	58,455	47,974	128,000	128,000
704 Reclamation	18,388	18,808	50,000	43,500
705 Special Projects	2,097	446,167	643,000	125,500
<b>Fund 03 - Human Services-</b>	<b>3,050,505</b>	<b>2,920,685</b>	<b>3,601,589</b>	<b>3,512,191</b>
<b>Fund 04 - Self-Insurance</b>	<b>146,232</b>	<b>146,143</b>	<b>230,000</b>	<b>237,000</b>
<b>Fund 05 - Recreation</b>	<b>120,757</b>	<b>294,127</b>	<b>600,000</b>	<b>600,000</b>
<b>Fund 06 - Conservation Trust Fund</b>	<b>19,664</b>	<b>67,717</b>	<b>100,000</b>	<b>100,000</b>
<b>Fund 07 - Payroll Clearing Fund</b>	<b>494,854</b>	<b>426,651</b>	<b>519,850</b>	<b>536,900</b>
230 East Yuma County Cemetery Dis.	70,604	58,139	65,750	59,700
240 West Yuma County Cemetery Dis.	33,529	31,008	36,500	37,700
250 Public Trustee	13,484	10,114	13,500	13,500
260 Revolving Loan	127,432	121,106	138,500	151,000
270 Weed & Pest Control District	203,768	179,210	213,000	222,000
280 Economic Development	46,036	27,075	52,600	53,000
<b>Fund 08 - Useful Public Service</b>	<b>6,723</b>	<b>6,770</b>	<b>8,630</b>	<b>9,000</b>
<b>Fund 09 - Grant Fund</b>	<b>335,814</b>	<b>276,195</b>	<b>700,000</b>	<b>299,062</b>
000 Grant Acct Misc Funds	9,611	0	49,493	49,493
200 Clerks Technology Grant-HAVA Grant	17,001	27,169	28,000	28,000
305 Court Security Grant Funds	87,380	84,876	86,501	163,988
401 EMS Grant	6,683	0	2,285	2,285
410 EMS Subsidy Grant Money	0	150	5,446	5,296
420 CDBG Grant-RLF	163,200	164,000	183,700	0
440 EMPG Grants	0	0	1,550	0
445 STATE GRANTS	51,940	0	0	50,000
450 Perspective Grants	0	0	343,025	0
46x FED Homeland Security Grant	0	0	0	0
<b>Fund 10 - Water Authority</b>	<b>115,144</b>	<b>35,521</b>	<b>121,000</b>	<b>121,000</b>
<b>Fund 11 - Sanitary Landfill</b>	<b>343,641</b>	<b>334,868</b>	<b>381,000</b>	<b>374,900</b>

## 2018 Yuma County Budget Summary All Funds

	Actual 2016	Actual to 11-30-2017	2017 Budget	2018 Budget
<b>Fund 12-Sheriff Victim Assistance &amp; Grant</b>	<b>101,421</b>	<b>78,630</b>	<b>104,666</b>	<b>104,000</b>
280 Victim's Assistance	65,984	59,538	77,300	78,600
290 Sheriff VIN Fees & Inspections	775	0	200	400
300 Bullet Proof Vest/SORNA Grant	2,620	0	1,000	1,000
305 SCAAP DCJ grant	17,018	10,102	8,666	6,000
310 Sheriff Permits & Fingerprint Scans	15,024	8,990	17,500	18,000
<b>Fund 20 - Capital Acquisition -Total</b>	<b>953,559</b>	<b>1,927,927</b>	<b>3,000,000</b>	<b>2,290,000</b>
<b>Fund 20 - Capital Acquisition</b>	<b>332,786</b>	<b>1,730,574</b>	<b>2,375,336</b>	<b>1,582,987</b>
<b>Fund 20 - Cap Acq Res / R&amp;B 2007 to 17</b>	<b>620,773</b>	<b>197,353</b>	<b>624,664</b>	<b>707,013</b>
<b>Fund 21 - Closure Postclosure/landfill</b>	<b>0</b>	<b>0</b>	<b>95,000</b>	<b>100,000</b>
<b>Fund 22- Separation of Leave</b>	<b>32,274</b>	<b>17,590</b>	<b>100,000</b>	<b>94,000</b>
<b>Fund 25 - Emergency Reserve</b>	<b>0</b>	<b>0</b>	<b>449,000</b>	<b>449,000</b>
<b>GRAND TOTALS</b>	<b>15,920,267</b>	<b>16,797,589</b>	<b>22,800,801</b>	<b>20,407,115</b>

**YUMA COUNTY 2018 BUDGET  
GENERAL FUND  
01-000  
REVENUE**

Description	2016 Actual	Actual 11-30-2017	2017 Budget	2018 Budget
4110 Transfer In	29,413			
4210 General Property Taxes	4,671,174	4,003,800	4,004,783	4,108,707
4230 Delinquent Taxes	269	-14,109	0	0
4235 Penalties & Interest	9,628	9,220	7,000	7,000
4310 Cigarette Taxes	2,399	1,878	2,500	2,500
4410 Cost Allocation Plan	13,892	10,984	8,000	8,000
4420 Payment in lieu of Taxes	2,219	2,139	500	500
4510 Liquor Licenses	900	2,200	500	500
4600 County Clerk/Election Reimburse	28,201	0	0	0
4615 Assessor Copies	2,094	2,267	900	900
4617 GIS Dept Income	2,875	694	1,500	1,500
4618 Commissioner Fees-Permits 1982	0	0	200	200
4619 Gas Royalty & Lease Fees	138	120	200	200
4620 County Clerk's Fees	222,089	227,959	240,000	240,000
4625 FED Grant Funds	4,025	8,052		
4630 County Treasurer's Fees	520,175	408,115	425,000	425,000
4640 Planning-Zoning Map fees(clerks)	600	200	0	0
4660 Reimbursement	10,861	7,466	1,500	1,500
4910 Unrealized Gain /Loss Investment	-126,616	197,358	0	0
4920 Interest Earnings	162,378	199,717	125,000	125,000
4930 Rent	35,325	20,600	30,000	30,000
4950 DUI & LEAF	2,899	2,002	1,500	1,500
4955 Forfeits/Retirement Plans	4,375	1,411	0	0
4965 Wildlife Impact Assistance	1,201	1,020	700	700
4970 Sale of Assets	3,776	2,487	0	0
4990 Miscellaneous	17,789	1,732	500	500
4998 Excess Revenues	0			
<b>Department Revenue</b>				
Planning & Zoning*	4,611	4,565	3,400	3,400
Sheriff Revenue *	101,365	83,347	101,401	101,401
Jail Revenue *	90,671	57,743	166,100	106,000
Emergency Preparedness *	16,075	7,554	16,410	16,763
Fair Revenue *	82,708	76,207	76,700	77,000
Fair Grounds Maintenance *	26,974	13,269	20,000	20,000
Fair Queen *	4,195	2,200	4,200	2,200
Assessor Maps *	2,882	2,465	2,500	2,500
PRI Phone Reimb*	0	3,531	3,000	4,100
Total of Rev / No Fund Carryover	5,951,559	5,348,193	5,243,994	5,287,571
4999 Fund Carryover Expended		0	1,976,871	
Total Revenue	<b>5,951,559</b>	<b>5,348,193</b>	<b>7,220,865</b>	<b>5,287,571</b>

\* See Department for Breakdown

**YUMA COUNTY 2018 BUDGET  
Transfers By Resolution  
EXPENSES**

	2016 Actual	Actual 11-30-2017	2017 Budget	2018 Budget
<b>Transfers to other funds</b>				
Interest from Fund 1 to other funds		2,971	500	500
From Fund 1 to Fund 20 1 mill	347,060	239,006	239,006	244,697
From Fund 1 to Fund 20		750,000	1,286,132	
From Fund 1 to Fund 12	2,142			
From Fund 1 to Fund 22	60,000	60,000		
From Fund 1 to Fund 25				
	<hr/>			
Total Transfers	409,202	1,051,977	1,525,638	245,197
	<hr/>			
<b>Revenue Less Transfers</b>	<b>5,542,357</b>	<b>4,296,216</b>	<b>5,695,227</b>	<b>5,042,374</b>

**YUMA COUNTY 2018 BUDGET  
ADMINISTRATIVE SERVICES  
01-090  
EXPENSES**

Description	2016 Actual	Actual 11-30-2017	2017 Budget	2018 Budget
6560 Treasurer's Fees	144,366	123,247	153,000	150,000
6600 Bank Fees	73	165	200	150
	<hr/>			
Total Expenditure	<b>144,439</b>	<b>123,412</b>	<b>153,200</b>	<b>150,150</b>
	<hr/>			



**YUMA COUNTY 2018 BUDGET  
COMMISSIONERS  
01-101  
EXPENSES**

Description	2016 Actual	Actual 11-30-2017	2017 Budget	2018 Budget
6110 Salaries - Elected Officials	126,735	131,280	143,633	143,633
6111 Salaries - Permanent	157,033	158,131	160,878	164,660
6114 Salaries - Overtime	0	172	0	0
6114 Discretionary Bonus		2,436	0	0
6115 Annual Buyout/Personal Leave	2,391	2,452	2,454	3,727
6142 Workmen's Comp	773	580	750	600
6143 Health Insurance	88,486	82,714	93,185	76,572
6144 FICA	19,953	20,722	23,500	23,800
6145 Retirement	14,248	14,532	15,300	15,508
<b>TOTAL SALARY ITEMS</b>	<b>409,619</b>	<b>413,019</b>	<b>439,700</b>	<b>428,500</b>
6210 Office Supplies	4,233	3,961	4,000	4,200
6311 Postage	1,281	635	2,000	2,000
6330 Advertising & Legal Notices	10,055	9,699	10,000	13,000
6338 Dues	16,710	2,976	17,300	17,300
6345 Phone Service/Internet	2,577	2,437	3,000	3,000
6348 Ytime Monthly Fees	0	65	0	300
6350 Professional Services	4,359	5,601	10,000	6,500
6352 Contribution/Donation	1,840	455	6,000	4,000
6354 Auditing	23,245	24,090	28,000	28,000
6362 Support & Software	11,189	7,817	14,000	19,700
6363 R & M Office Mach & Equip	1,951	1,307	2,000	2,000
6370 Lodging, Meetings, Travel	6,193	2,657	7,000	7,000
6371 Mileage	10,698	6,514	13,000	12,000
6495 Miscellaneous	6,479	292	3,000	6,500
8940 Capital Outlay-\$5000 & over	0	0	0	0
8941 Capital Outlay-\$500 - \$4999.99	6,553	749	5,000	5,000
<b>Total Expense Lines</b>	<b>107,364</b>	<b>69,255</b>	<b>124,300</b>	<b>130,500</b>
<b>Total Expenditure</b>	<b>516,983</b>	<b>482,274</b>	<b>564,000</b>	<b>559,000</b>

**YUMA COUNTY 2018 BUDGET  
COMMISSIONER'S ATTORNEY  
01-102  
EXPENSES**

Description	2016 Actual	Actual 11-30-2017	2017 Budget	2018 Budget
6113 Salaries - Professional Service	0		0	0
6142 Workmen's Compensation	18	0	0	0
6144 FICA	0	0	0	0
6352 Legal Services	30,814	6,997	30,000	30,000
<b>Total Expenditure</b>	<b>30,832</b>	<b>6,997</b>	<b>30,000</b>	<b>30,000</b>

**YUMA COUNTY 2018 BUDGET  
PLANNING & ZONING  
01-103  
REVENUE**

Description	2016 Actual	Actual 11-30-2017	2017 Budget	2018 Budget
4630 Activity Permit fees	680	540	700	700
4640 Permit Admin Fees	1,560	1,275	1,000	1,000
4645 Permit Deposits	2,371	2,750	1,700	1,700
4700 Invenergy	0		0	0
<b>Total Revenue</b>	<b>4,611</b>	<b>4,565</b>	<b>3,400</b>	<b>3,400</b>

**EXPENSES**

Description	2016 Actual	Actual 11-30-2017	2017 Budget	2018 Budget
6111 Salaries - Permanent	19,986	18,458	20,136	23,667
6112 Salaries - Temp./Part-time	0	0	0	0
6114 Salaries - Overtime	0	0	0	0
6114 Discretionary Bonus		271		
6142 Workmen's Compensation	47	38	64	49
6143 Health Insurance	3,626	3,791	3,852	4,016
6144 FICA	1,414	1,325	1,541	1,811
6145 Retirement	999	923	1,007	1,057
<b>TOTAL SALARY ITEMS</b>	<b>26,072</b>	<b>24,806</b>	<b>26,600</b>	<b>30,600</b>
6210 Office Supplies	359	490	1,200	1,200
6311 Postage	1,000	1,037	500	500
6330 Advertising & Legal Notices	1,371	757	1,000	1,500
6335 Filing Fees	1,038	724	2,500	2,000
6338 Dues	0	0	0	0
6345 Phone Service/Internet	7	0	200	200
6350 Professional Services	4,621	1,874	4,000	4,000
6362 Support & Software	0	28	500	500
6363 R&M Office Machine, Copier maint	0	0	800	800
6370 Lodging, Meeting, Travel	204	280	1,500	1,500
6371 Mileage	547	426	1,200	1,200
6495 Miscellaneous	0	0	300	300
6640 Permit Fee Reimbursed	128	268	1,000	1,000
6700 Invenergy Expenses	0	0	0	0
8941 Capital Outlay-\$500 - \$4999.99	500	0	1,000	1,000
<b>Total Expense Lines</b>	<b>9,776</b>	<b>5,883</b>	<b>15,700</b>	<b>15,700</b>
<b>Total Expenditure</b>	<b>35,848</b>	<b>30,688</b>	<b>42,300</b>	<b>46,300</b>

**YUMA COUNTY 2018 BUDGET  
COUNTY CLERK  
01-104  
EXPENSES**

Description	2016 Actual	Actual 11-30-2017	2017 Budget	2018 Budget
6110 Salaries - Elected Officials	49,700	45,558	49,700	49,700
6111 Salaries - Permanent	134,479	129,098	141,660	142,812
6112 Salaries - Temp./Part-time	0	0	0	0
6114 Salaries - Overtime	47	0	0	0
6114 Discretionary Bonus		2,436		
6115 Annual Buyout/Personal Leave	2,105	2,150	2,150	2,165
6142 Workmen's Comp	421	325	500	350
6143 Health Insurance	69,119	67,509	72,530	76,200
6144 FICA	13,194	12,685	14,530	14,770
6145 Retirement	7,217	8,284	9,230	8,703
<b>TOTAL SALARY ITEMS</b>	<b>276,283</b>	<b>268,046</b>	<b>290,300</b>	<b>294,700</b>
6210 Office Supplies	2,973	3,948	5,000	5,000
6311 Postage	10,196	9,313	8,200	8,000
6330 Advertising & Legal Notices	865	272	825	800
6338 Dues	922	952	975	990
6345 Phone Service	3,265	2,651	5,000	4,000
6346 Internet	0	278	0	360
6348 Ytime Monthly Fees	0	57	0	200
6349 Email & Monthly Backup Fees- Teryx	0	408	0	480
6350 Professional Services	420	358	500	500
6362 Computer Support & Software	8,713	7,025	11,000	16,200
6363 R & M Office Mach. & Equip.	544	640	2,500	1,000
6370 Lodging, Meetings, Travel	1,877	1,677	2,100	6,500
6371 Mileage	773	1,221	800	800
6495 Miscellaneous	674	629	300	400
6710 Office Supplies - Yuma	343	5	100	100
6735 Rent - Yuma	3,000	2,750	3,000	3,000
6745 Phone Service - Yuma	1,101	958	1,300	1,100
6795 Miscellaneous - Yuma	0	15	100	70
8940 Capital Outlay-\$5000 & over	0	0	500	0
8941 Capital Outlay-\$500 - \$4999.99	3,230	1,881	500	500
<b>Total Expense Lines</b>	<b>38,894</b>	<b>35,036</b>	<b>42,700</b>	<b>50,000</b>
<b>Total Expenditure</b>	<b>315,177</b>	<b>303,082</b>	<b>333,000</b>	<b>344,700</b>

**YUMA COUNTY 2018 BUDGET  
COUNTY TREASURER  
01-105  
EXPENSES**

Description	2016 Actual	Actual 11-30-2017	2017 Budget	2018 Budget
6110 Salaries - Elected Officials	49,700	45,558	49,700	49,700
6111 Salaries - Permanent	53,652	49,650	54,252	54,852
6112 Salaries - Temp./Part-time	0	0	0	0
6114 Salaries - Overtime	0	0	0	0
6114 Discretionary Bonus		1,083		
6142 Workmen's Comp	214	177	200	200
6143 Health Insurance	34,394	32,980	36,000	31,120
6144 FICA	7,350	6,813	7,900	7,930
6145 Retirement	4,962	4,760	5,198	5,228
<b>TOTAL SALARY ITEMS</b>	<b>150,272</b>	<b>141,021</b>	<b>153,250</b>	<b>149,030</b>
6210 Office Supplies	2,752	1,591	7,000	5,500
6311 Postage	4,246	1,200	7,500	7,500
6330 Advertising & Legal Notices	6,802	5,164	6,500	6,500
6338 Dues	700	100	1,200	1,200
6345 Phone Service	1,396	1,116	2,000	850
6346 Internet	0	108	0	145
6348 Ytime Monthly Fees	0	24	0	100
6349 Email & Monthly Backup Fees- Teryx	0	257	0	300
6352 Legal Services	1,325	0	1,500	1,500
6361 Professional Service/IT	8,235	4,018	10,000	7,700
6362 Computer Support & Software	18,905	20,008	20,000	20,500
6363 R & M Office Mach & Equip	800	700	1,200	1,000
6370 Lodging, Meetings, Travel	1,674	2,911	2,500	3,950
6371 Mileage	551	467	1,500	1,000
6495 Miscellaneous	149	318	500	500
6521 Errors and Ommissions	50	0	750	750
6600 Bank fees and charges	115	230	1,000	675
8941 Capital Outlay-\$500 - \$4999.99	2,250	0	2,500	17,500
<b>Total Expense Lines</b>	<b>49,950</b>	<b>38,212</b>	<b>65,650</b>	<b>77,170</b>
<b>Total Expenditure</b>	<b>200,222</b>	<b>179,233</b>	<b>218,900</b>	<b>226,200</b>

**YUMA COUNTY 2018 BUDGET  
COUNTY ASSESSOR  
01-106  
EXPENSES**

Description	2016 Actual	Actual 11-30-2017	2017 Budget	2018 Budget
6110 Salaries - Elected Officials	49,700	45,558	49,700	49,700
6111 Salaries - Permanent	120,985	113,617	123,946	125,758
6112 Salaries Temp/Part-Time	6,069	6,338	12,804	13,379
6114 Salaries - Overtime	0	0	0	0
6114 Discretionary Bonus		2,166		
6115 Annual Buyout/Personal Leave	0	0	0	0
6142 Workmen's Comp	3,293	3,115	3,200	3,250
6143 Health Insurance	61,188	60,813	71,390	64,990
6144 FICA	12,537	11,814	14,250	14,385
6145 Retirement	7,415	6,678	8,610	8,438
<b>TOTAL SALARY ITEMS</b>	<b>261,188</b>	<b>250,099</b>	<b>283,900</b>	<b>279,900</b>
6210 Office Supplies	1,281	2,148	4,500	4,500
6311 Postage	351	2,428	4,000	4,000
6330 Advertising & Legal Notices	1,322	107	1,500	1,500
6338 Dues	2,156	1,541	3,000	3,000
6345 Phone Service/Internet	1,610	1,386	1,500	1,600
6348 Ytime Monthly Fees	0	41	0	200
6350 Professional Services	28,837	27,340	30,000	30,000
6361 Computer Support & Software	5,754	6,216	5,000	8,000
6362 Assessor Software - Harris & Apex	22,282	24,624	28,000	27,000
6363 R & M Office Mach & Equip	1,302	1,158	1,500	1,500
6370 Lodging, Meetings, Travel	2,124	2,064	5,000	5,000
6371 Mileage/Fuel	1,164	1,672	3,000	3,000
6495 Miscellaneous	305	381	500	500
8940 Capital Outlay-\$5000 & over	0	6,609		0
8941 Capital Outlay-\$500 - \$4999.99	0	0	5,000	5,000
<b>Total Expense Lines</b>	<b>68,489</b>	<b>84,322</b>	<b>92,500</b>	<b>94,800</b>
<b>Total Expenditure</b>	<b>329,676</b>	<b>334,421</b>	<b>376,400</b>	<b>374,700</b>

**YUMA COUNTY 2018 BUDGET  
GLOBAL INFORMATION SYSTEMS (GIS)  
01-107  
EXPENSES**

Description	2016 Actual	Actual 11-30-2017	2017 Budget	2018 Budget
6111 Salaries - Permanent	19,986	18,458	20,136	23,667
6114 Salaries - Overtime	0	0	0	0
6114 Discretionary Bonus		271	0	0
6142 Workmen's Comp	64	34	64	49
6143 Health Insurance	3,626	4,421	3,852	4,016
6144 FICA	1,414	1,325	1,541	1,811
6145 Retirement	999	923	1,007	1,057
<b>TOTAL SALARY ITEMS</b>	<b>26,089</b>	<b>25,431</b>	<b>26,600</b>	<b>30,600</b>
6210 Office Supplies	1,831	545	2,000	2,000
6311 Postage	0	0	100	100
6330 Advertising & Legal Notices	0	0	100	100
6338 Dues	0	0	50	50
6345 Phone Service	676	600	1,000	1,000
6348 Ytime Monthly Fees	0	8	0	50
6350 Professional Services	0	0	1,000	1,000
6362 Computer Support & Software/Internet	13,609	13,340	14,000	17,500
6363 R & M Office Mach & Equip	1,175	1,268	1,500	1,500
6370 Lodging, Meetings, Travel	0	0	1,500	1,500
6371 Mileage	0	0	150	100
6380 Employee Training	1,875	0	2,500	2,500
6495 Miscellaneous	30	0	100	100
8940 Capital Outlay-\$5000 & over	0	0	0	0
8941 Capital Outlay-\$500 - \$4999.99	1,523	0	1,000	1,000
<b>Total Excluding Salary</b>	<b>20,719</b>	<b>15,761</b>	<b>25,000</b>	<b>28,500</b>
<b>Total Expenditure</b>	<b>46,808</b>	<b>41,193</b>	<b>51,600</b>	<b>59,100</b>

**YUMA COUNTY 2018 BUDGET  
ELECTIONS  
01-108  
EXPENSES**

Description	2016 Actual	Actual 11-30-2017	2017 Budget	2018 Budget
6111 Salaries - Permanent	2,340	363	1,000	3,000
6112 Salaries - Part-Time - Judges with W-2's	4,330	0	0	7,000
6114 Salaries - Overtime	1,725	452	1,000	2,000
6142 Workmen's Comp	219	94	94	282
6143 Health Insurance	0	0	0	0
6144 FICA	617	59	306	918
6145 Retirement	59	18	0	0
<b>TOTAL SALARY ITEMS</b>	<b>9,290</b>	<b>986</b>	<b>2,400</b>	<b>13,200</b>
6210 Election Supplies	4,768	4,854	6,000	6,000
6311 Postage	3,261	564	7,000	8,000
6320 Printing	7,959	1,446	8,400	11,000
6330 Advertising & Legal Notices	514	108	3,500	2,000
6335 Polling Place Rentals/Leasing Election Equip	0	20,222	11,000	19,470
6345 Phone Service	1,211	565	2,500	1,300
6346 Internet		741	0	1,200
6350 Professional Services	14,184	4,625	6,000	10,000
6355 Judges	5,529	1,952	4,000	6,000
6360 Statutory Boards	450	2,380	1,500	1,500
6361 R&M Election Machinery & Equip	0	0	1,000	1,000
6362 Computer Support & Software	6,953	1,520	9,000	1,000
6363 R & M Office Mach & Equip	441	493	0	0
6370 Meetings/Lodgings/Travel	569	180	500	600
6371 Mileage	71	46	500	300
6495 Miscellaneous	300	0	200	300
6710 Office Supplies- Yuma Office		325		
6745 Phone Service - Yuma	519	0	0	800
6746 Internet - Yuma		788	0	830
6920 Operating Supplies-Election	0	8	200	0
6930 R&M Supplies-election	275	0	0	0
6941 Utilities-Election Center	2,555	2,777	3,000	3,000
6966 R & M Buildings -Election	1	497	1,000	1,000
8940 Capital Outlay-\$5000 & over	4,076	0	1,000	5,000
8941 Capital Outlay-\$500 - \$4999.99	1,710	954	1,000	1,000
<b>Total Excluding Salary</b>	<b>55,348</b>	<b>45,046</b>	<b>67,300</b>	<b>81,300</b>
<b>Total Expenditure</b>	<b>64,638</b>	<b>46,032</b>	<b>69,700</b>	<b>94,500</b>

**YUMA COUNTY 2018 BUDGET  
BUILDING MAINTENANCE  
01-109  
EXPENSES**

Description	2016 Actual	Actual 11-30-2017	2017 Budget	2018 Budget
6111 Salaries - Permanent	51,570	47,685	52,020	52,470
6112 Salaries - Part-time	15,355	21,034	26,630	27,300
6114 Salaries - Overtime	14,228	16,925	10,000	10,000
6114 Discretionary Bonus		1,354		
6115 Annual Buyout/Personal Leave	0	0		0
6142 Workmen's Comp	3,430	2,921	3,200	3,850
6143 Health Insurance	24,943	18,890	26,335	27,800
6144 FICA	5,697	6,124	6,770	6,011
6145 Retirement	1,967	2,355	2,745	2,768
<b>TOTAL SALARY ITEMS</b>	<b>117,189</b>	<b>117,289</b>	<b>127,700</b>	<b>130,200</b>
6220 Operating Supplies	8,978	8,770	7,500	9,500
6230 Maintenance Supplies -CH	3,384	1,634	3,500	3,500
6340 Utilities- CH & Jail	52,016	45,222	60,000	60,000
6343 Utilities-Sheriff's & Blue Vehicle Bldg	572	837	900	900
6345 Phone/Internet	270	224	500	500
6348 Ytime Monthly Fees	0	0	0	50
6350 Professional Services	2,020	1,696	2,500	2,500
6361 R & M Mach, Equip	3,034	0	2,000	2,000
6366 R & M Buildings Courthouse	23,235	27,257	26,000	30,000
6367 R & M Sheriff Office & Jail	2,722	12,411	10,000	15,000
6368 Grounds Maintenance	2,242	2,056	2,200	2,200
6495 Miscellaneous	634	88	500	500
6720 Operating Supplies	3,747	4,889	5,500	7,500
6730 Maintenance Supplies -HHS	225	77	500	500
6740 Utilities-H&H Bldg	20,373	20,518	27,500	27,000
6750 Professional Serv / Contract Labor	535	560	2,000	2,000
6761 R & M Machines/Equipment	0	202	2,000	2,000
6766 R & M Buildings- H&H	31,891	15,519	28,000	19,000
6768 Grounds Maintenance - H&H	1,908	2,750	2,000	2,500
6795 Miscellaneous - H&H	31	0	400	400
6920 Operating Supplies-Youth/Coop	28	0	0	0
6930 R&M Supplies-West bldgs	32	0	500	500
6940 Utilities-Dock&Tractor Storage bldg	232	127	500	500
6941 Utilities-Election Center	49	0	0	0
6950 Professional Services-Election	369	330	0	0
6966 R & M Buildings-Dock & Vehicle bldg	452	197	500	500
8940 Capital Outlay-\$5000 & over	5,923	4,486	0	0
8941 Capital Outlay-\$500 - \$4999.99	3,421	800	4,000	5,000
8942 Capital Outlay - H&H	0	0	0	
<b>Total Excluding Salary</b>	<b>168,324</b>	<b>150,650</b>	<b>189,000</b>	<b>194,050</b>
<b>Total Expenditure</b>	<b>285,513</b>	<b>267,939</b>	<b>316,700</b>	<b>324,250</b>



**YUMA COUNTY 2018 BUDGET  
DRIVERS LICENSE  
01-110  
EXPENSES**

Description	2016 Actual	Actual 11-30-2017	2017 Budget	2018 Budget
6111 Salaries - Permanent	26,049	22,198	24,216	24,516
6112 Salaries - Part-time	0		0	0
6114 Salaries - Overtime	0	541	0	0
6142 Workmen's Comp	76	58	90	80
6143 Health Insurance	16,638	15,947	17,400	18,450
6144 FICA	1,641	1,367	1,558	1,804
6145 Retirement	1,175	1,110	1,211	1,225
<b>TOTAL SALARY ITEMS</b>	<b>45,578</b>	<b>41,221</b>	<b>44,475</b>	<b>46,075</b>
6210 Office Supplies	113	83	100	100
6311 Postage	100	300	100	100
6330 Advertising	319	26	250	200
6338 Dues	0	0	0	0
6345 Phone Service-Wray	1,393	1,259	1,400	1,400
6348 Ytime Monthly Fees	0	0	0	50
6363 R&M Office Mach & Equip	0	0	0	0
6370 Lodging, Meetings, Travel	27	0	100	100
6371 Mileage/Fuel	361	381	800	800
6495 Miscellaneous -Wray	0	0	0	0
6710 Office Supplies - Yuma	0	0	75	75
6735 Rent - Yuma	3,000	2,750	3,000	3,000
6745 Phone Service/Internet - Yuma	1,498	1,508	1,600	1,650
6795 Miscellaneous - Yuma	0	0	0	0
8941 Capital Outlay-\$500 - \$4999.99	0	0	0	0
<b>Total Excluding Salary</b>	<b>6,811</b>	<b>6,307</b>	<b>7,425</b>	<b>7,475</b>
<b>Total Expenditure</b>	<b>52,390</b>	<b>47,527</b>	<b>51,900</b>	<b>53,550</b>

**YUMA COUNTY 2018 BUDGET  
IT TRAVEL-LODGING  
01-115  
EXPENSES**

new department - 2017

Description	2016 Actual	Actual 11-30-2017	2017 Budget	2018 Budget
6362 Computer Support- All Dept	0	959	0	2,000
6370 Lodgin, Travel-Teryx		66		3,000
<b>Total Expenditure</b>	<b>0</b>	<b>1,025</b>	<b>0</b>	<b>5,000</b>

**YUMA COUNTY 2018 BUDGET  
KIRK & 311 BIRCH MAINTENANCE  
01-120  
EXPENSES**

Description	2016 Actual	Actual 11-30-2017	2017 Budget	2018 Budget
6220 Supplies-311 Birch	166	0	100	100
6340 Utilities-311 Birch	0		0	0
6366 R&M 311 Birch	584	120	2,400	2,400
6341 Utilites - Kirk House	0		500	500
6367 R&M Kirk House	518	427	2,000	2,000
8920 Cap Outlay-Bldgs & Major Improve	0		3,000	3,000
<b>Total Expenditure</b>	<b>1,268</b>	<b>547</b>	<b>8,000</b>	<b>8,000</b>

**YUMA COUNTY 2018 BUDGET  
DISTRICT ATTORNEY  
01-201  
EXPENSES**

Description	2016 Actual	Actual 11-30-2017	2017 Budget	2018 Budget
6350 Professional Services	197,250	151,636	202,181	217,345
<b>Total Expenditure</b>	<b>197,250</b>	<b>151,636</b>	<b>202,181</b>	<b>217,345</b>

**YUMA COUNTY 2018 BUDGET  
SHERIFF 01-301  
REVENUE**

Description	2016 Actual	Actual 11-30-2017	2017 Budget	2018 Budget
4226 CDOT HVE Fed Grant (new 2017)		1,250	0	0
4610 Civil Fees	8,626	7,617	9,000	9,000
4615 Eckley Contract/Town Reimburse	4,800	2,200	2,400	2,400
4650 Sheriff Fingerprint Fees	0	0	0	0
4655 Court Security Grant Reimb	82,580	64,875	86,501	86,501
4660 Reimbursements	2,635	515	2,000	2,000
4985 Restitution	2,176	6,715	500	500
4990 Miscellaneous	547	175	1,000	1,000
<b>Total Revenue</b>	<b>101,365</b>	<b>83,347</b>	<b>101,401</b>	<b>101,401</b>

**YUMA COUNTY 2018 BUDGET  
SHERIFF 01-301 EXPENSES**

Description	2016 Actual	Actual 11-30-2017	2017 Budget	2018 Budget
6110 Salaries - Elected Officials	66,600	61,050	66,600	66,600
6111 Salaries - Permanent	362,892	353,218	387,960	398,370
6112 Salaries - Tmp./Part-time/Interns	311	0	0	10,000
<b>6113 Salaries - Special Ops/Major Crime Overtime</b>				<b>25,000</b>
6114 Salaries - Overtime	77,228	64,306	25,000	25,000
6114 Discretionary Bonus		5,414		
6115 Annual Buyout/Personal Leave	1,533	0	0	6,000
6142 Workmen's Comp	17,390	15,975	16,021	18,500
6143 Health Ins	139,342	142,142	152,000	171,836
6144 FICA	36,405	34,474	36,616	37,045
6145 Retirement	20,296	19,656	22,728	23,249
<b>TOTAL SALARY ITEMS</b>	<b>721,995</b>	<b>696,236</b>	<b>706,925</b>	<b>781,599</b>
6210 Office Supplies	4,534	6,133	3,000	4,500
6220 Operating Supplies	6,183	6,717	8,000	10,000
6225 Uniforms	6,382	6,739	6,500	6,500
6227 Fuel/Oil Changes	38,718	42,642	33,000	40,000
6230 Maintenance Supplies	7,327	4,928	7,000	4,000
6239 Tires/Tubes	7,410	7,252	6,000	6,000
6311 Postage	1,236	854	500	600
6320 Printing	1,066	0	500	500
6330 Advertising & Legal Notices	760	380	1,000	1,000
6335 Rent	2,400	2,200	2,400	2,400
6338 Dues	3,675	2,170	4,000	4,000
6340 Yuma Utilities/Shooting Range	1,509	1,283	1,400	1,400
6345 Phone Service	17,373	13,386	17,000	17,000
6350 Professional Services	4,091	1,414	3,500	3,500
6361 R & M Vehicle	25,796	19,918	20,000	18,000
6362 Computer Support/Software/Net	10,169	1,685	5,000	4,000
6363 R & M Office Mach & Equipment	3,944	3,487	4,000	6,400
6364 Annual Fees	5,833	11,378	6,000	9,000
6370 Lodging, Meetings, Travel	3,183	2,550	2,000	4,000
6371 Mileage	298	319	300	300
6380 Employee Training	4,243	3,899	6,000	6,000
6460 Investigation Expense	4,068	3,065	2,600	5,000
6490 Search & Rescue	50	153	75	100
6492 Victims Asst.	13,000	13,000	13,000	13,000
6495 Miscellaneous	269	23	0	0
6496 Fair Miscellaneous	671	385	1,000	1,000
6500 Civil Fee Refund	43	62	0	150
8940 Capital Outlay-\$5000 & over	0	0	0	0
8941 Capital Outlay-\$500 - \$4999.99	2,512	887	8,500	8,500
<b>Total Excluding Salary</b>	<b>176,743</b>	<b>156,908</b>	<b>162,275</b>	<b>176,850</b>
<b>Total Expenditure</b>	<b>898,739</b>	<b>853,144</b>	<b>869,200</b>	<b>958,449</b>

**YUMA COUNTY 2018 BUDGET  
JAIL 01-302  
REVENUE**

Description	2016 Actual	Actual 11-30-2017	2017 Budget	2018 Budget
4225 SCAAP Fed Grant Funds	5,383		5,000	5,000
4600 D.O.C. Log	27,088	26,176	100,000	40,000
4610 Inmate Boarding	43,574	14,413	45,000	45,000
4615 Work Release	7,040	9,530	5,000	5,000
4620 Home Detention	2,650	1,640	8,000	8,000
4650 Bond & Fingerprint fees	1,999	5,870	1,000	1,000
4985 Restitution	0	0	0	0
4990 Miscellaneous	2,937	113	2,100	2,000
	<b>90,671</b>	<b>57,743</b>	<b>166,100</b>	<b>106,000</b>

**YUMA COUNTY 2018 BUDGET  
JAIL  
01-302  
EXPENSES**

Description -	2016 Actual	Actual 11-30-2017	2017 Budget	2018 Budget
6111 Salaries - Permanent (13 staff)	384,681	373,264	437,640	440,580
6112 Salaries - Temp./Part-time/Interns	15,812	5,433	16,000	15,360
6114 Salaries - Overtime	103,767	102,671	50,000	78,579
6114 Salaries - Discretionary Bonus		5,956		
6115 Annual Buyout/Personal Leave	0	811	1,650	2,910
6142 Workmen's Comp	19,710	19,200	19,300	19,000
6143 Health Insurance (13 staff)	112,894	132,568	154,600	163,640
6144 FICA	36,758	35,294	38,535	40,812
6145 Retirement	16,072	15,162	18,975	22,029
<b>TOTAL SALARY ITEMS</b>	<b>689,694</b>	<b>690,358</b>	<b>736,700</b>	<b>782,910</b>
6210 Office Supplies	1,760	1,626	2,400	2,000
6220 Operating Supplies (*2016 changed from 6221)	17,055	12,371	15,000	13,000
6222 Food & Meals - Jail	84,509	74,411	104,000	78,000
6223 Prisoner Prescriptions	7,354	2,577	14,400	8,000
6224 Prisoner Medical Services	8,566	2,247	14,400	12,000
6225 Uniforms	7,393	3,435	5,500	6,500
6230 Kitchen Supplies	1,704	4,134	3,900	4,000
6240 Inmate Welfare- Clothing etc	5,932	4,542	1,950	2,000
6311 Postage	0	34	100	100
6315 Transport/Assist - Prisoners	5,988	3,576	6,900	7,000
6345 Phone Service	1,411	1,326	3,000	2,000
6350 Professional Services	23,981	14,827	12,000	16,000
6362 Computer Support & Software/Net	4,880	1,125	5,000	4,500
6363 R&M Office Machines, Equipment	3,128	1,614	3,200	4,200
6364 Annual Fees	4,987	10,475	8,500	9,000
6370 Lodging, Meetings, Travel	236	167	400	400
6371 Mileage	140	0		300
6380 Employee Training	6,464	566	7,500	3,000
6495 Miscellaneous	68	23	0	0
6510 Inmate Insurance	5,356	4,685	4,500	10,000
6994 Fed SCAAP Funds Pd -see Fund 12	0	0	0	0
8940 Capital Outlay-\$5000 & over	0	0	0	0
8941 Capital Outlay-\$500 - \$4999.99	1,000	1,292	8,500	8,500
<b>Total Excluding Salary</b>	<b>191,911</b>	<b>145,051</b>	<b>221,150</b>	<b>190,500</b>
<b>Total Expenditure</b>	<b>881,605</b>	<b>835,410</b>	<b>957,850</b>	<b>973,410</b>

**YUMA COUNTY 2018 BUDGET  
CORONER  
01-303  
EXPENSES**

Description	2016 Actual	Actual 11-30-2017	2017 Budget	2018 Budget
6110 Salaries - Elected Officials	12,500	11,458	12,500	12,500
6111 Salaries - Permanent	9,600	8,800	9,600	9,600
6142 Workmen's Comp	132	106	165	126
6143 Health Insurance	7,263	6,960	7,550	8,033
6144 FICA	1,575	1,441	1,685	1,691
<b>TOTAL SALARY ITEMS</b>	<b>31,070</b>	<b>28,765</b>	<b>31,500</b>	<b>31,950</b>
6210 Supplies	932	0	300	300
6338 Dues	780	780	800	800
6350 Professional Services	17,914	15,977	20,000	20,000
6355 Office Rent	1,200	1,200	1,200	1,200
6370 Lodging, Meetings, Travel	1,635	621	1,000	1,500
6371 Mileage	1,475	406	2,000	2,000
6375 Standby for Deputies	0	0	1,000	1,000
6495 Miscellaneous	0	0	0	0
6521 Surety Bonds	0	0	0	0
8941 Capital Outlay	1,714	0	0	1,200
<b>Total Excluding Salary</b>	<b>25,651</b>	<b>18,984</b>	<b>26,300</b>	<b>28,000</b>
<b>Total Expenditure</b>	<b>56,721</b>	<b>47,749</b>	<b>57,800</b>	<b>59,950</b>

**YUMA COUNTY 2018 BUDGET  
NORTHEAST COLORADO HEALTH DEPARTMENT  
01-401  
EXPENSES**

Description	2016 Actual	Actual 11-30-2017	2017 Budget	2018 Budget
6350 Professional Services	97,010	97,010	97,010	97,010
<b>Total Expenditure</b>	<b>97,010</b>	<b>97,010</b>	<b>97,010</b>	<b>97,010</b>

**YUMA COUNTY 2018 BUDGET  
CENTENNIAL MENTAL HEALTH  
01-402  
EXPENSES**

Description	2016 Actual	Actual 11-30-2017	2017 Budget	2018 Budget
6350 Professional Services	0	0	0	0
<b>Total Expenditure</b>	<b>0</b>	<b>0</b>	<b>0</b>	<b>0</b>

**YUMA COUNTY 2018 BUDGET  
EMERGENCY MEDICAL SERVICES  
01-403  
EXPENSES**

Description	2016 Actual	Actual 11-30-2017	2017 Budget	2018 Budget
6350 Professional Services-Amb Inspections	4,000	1,500	2,000	2,000
6352 Contribution/Donation	5,569	2,203	20,000	16,500
6361 R & M Mach, Equip., Vehicle	807	697	10,000	10,000
6495 Miscellaneous	0	0	500	500
6510 Insurance	5,131	4,150	8,000	8,000
8940 Capital Outlay	6,860	0	15,000	70,000
<b>Total Expenditure</b>	<b>22,367</b>	<b>8,549</b>	<b>55,500</b>	<b>107,000</b>

**YUMA COUNTY 2018 BUDGET  
E911 COMMUNICATIONS  
[YUMA COUNTY'S CONTRIBUTION]  
01-405  
EXPENSES**

Description	2016 Actual	Actual 11-30-2017	2017 Budget	2018 Budget
6350 Professional Services	440,000	440,000	440,000	440,000
<b>Total Expenditure</b>	<b>440,000</b>	<b>440,000</b>	<b>440,000</b>	<b>440,000</b>

**YUMA COUNTY 2018 BUDGET  
EMERGENCY MANAGEMENT  
01-406  
REVENUE**

Description	2016 Actual	Actual 11-30-2017	2017 Budget	2018 Budget
4225 Oem Grant Funds - Reimb	15,195	7,331	16,410	16,763
4290 Misc-Emrg Manager	880	224		
<b>Total Revenue</b>	<b>16,075</b>	<b>7,554</b>	<b>16,410</b>	<b>16,763</b>

**YUMA COUNTY 2018 BUDGET  
EMERGENCY MANAGEMENT  
01-406  
EXPENSES**

Description	2016 Actual	Actual 11-30-2017	2017 Budget	2018 Budget
6112 Salary Temp PT	18,900	17,600	19,200	19,800
6142 Workmans Comp Ins	75	63	101	100
6144 FICA	1,446	1,346	1,469	1,515
<b>TOTAL SALARY ITEMS</b>	<b>20,421</b>	<b>19,009</b>	<b>20,770</b>	<b>21,415</b>
6210 Office Supplies	590	25	400	400
6311 Postage	104	88	125	125
6330 Advertising	0	0	100	100
6335 Lease/Equipment	0	0	800	800
6345 Phone Service	2,305	2,327	2,200	2,200
6355 Rent	660	660	660	720
6362 Computer Support/Internet	870	0	65	65
6370 Lodging, Meetings, Travel	116	259	1,200	1,200
6371 Mileage	2,189	1,687	2,500	2,500
6495 Miscellaneous	3,135	1,433	3,000	3,000
8941 Capital Outlay-\$500 - \$4999.99	0	0	1,000	1,000
<b>Total Excluding Salary</b>	<b>9,970</b>	<b>6,479</b>	<b>12,050</b>	<b>12,110</b>
<b>Total Expenditure</b>	<b>30,391</b>	<b>25,488</b>	<b>32,820</b>	<b>33,525</b>

**YUMA COUNTY 2018 BUDGET  
IRRIGATION RESEARCH  
01-501  
EXPENSES**

Description	2016 Actual	Actual 11-30-2017	2017 Budget	2018 Budget
6350 Professional Services	4,000	4,000	4,000	4,000
<b>Total Expenditure</b>	<b>4,000</b>	<b>4,000</b>	<b>4,000</b>	<b>4,000</b>

**YUMA COUNTY 2018 BUDGET  
EASTERN COLORADO SERVICES  
FOR THE DEVELOPMENTALLY DISABLED  
01-502  
EXPENSES**

Description	2016 Actual	Actual 11-30-2017	2017 Budget	2018 Budget
6350 Professional Services	20,762	22,524	22,524	24,149
<b>Total Expenditure</b>	<b>20,762</b>	<b>22,524</b>	<b>22,524</b>	<b>24,149</b>

**YUMA COUNTY 2018 BUDGET  
GOLDEN PLAINS EXTENSION  
01-503  
EXPENSES**

Description	2016 Actual	Actual 11-30-2017	2017 Budget	2018 Budget
6111 Salaries - Permanent	23,916	21,442	24,216	24,516
6112 Salaries - Temp./Part-time	9,173	11,258	14,129	15,028
6114 Salaries - Overtime	1,013	1,061	0	0
6114 Discretionary Bonus		812		
6115 Annual Buyout/Personal Leave	0	0	0	0
6142 Workmen's Comp	105	100	100	100
6143 Health Insurance	58	81	6,662	8,032
6144 FICA	2,603	2,581	2,890	3,025
6145 Retirement	1,196	1,072	1,215	1,927
<b>TOTAL SALARY ITEMS</b>	<b>38,064</b>	<b>38,407</b>	<b>49,212</b>	<b>52,628</b>
6210 Office Supplies	3,495	2,859	4,450	4,450
6311 Postage	2,360	2,006	2,360	2,360
6345 Phone Service	4,672	4,690	5,040	5,040
6348 Ytime monthly fees	0	24	0	100
6350 Professional Services	108,855	103,743	110,648	115,582
6362 Technology	500	500	500	500
6363 R & M Office Mach & Equip	1,685	1,220	3,350	3,350
6370 Lodging, Meetings, Travel	22,340	22,340	22,340	22,340
6380 Secretarial Training	0	0	500	400
6390 Internet Services	216	230	0	0
6495 Miscellaneous	56	0	0	0
6497 Contract Labor	0	360	0	0
8941 Capital Outlay-\$500 - \$4999.99	720	0	2,500	2,500
<b>Total Excluding Salary</b>	<b>144,898</b>	<b>137,973</b>	<b>151,688</b>	<b>156,622</b>
<b>Total Expenditure</b>	<b>182,962</b>	<b>176,381</b>	<b>200,900</b>	<b>209,250</b>



**YUMA COUNTY 2018 BUDGET  
NORTHEAST COLORADO BOOKMOBILE  
01-504  
EXPENSES**

Description	2016 Actual	Actual 11-30-2017	2017 Budget	2018 Budget
6350 Professional Services	30,000	30,000	30,000	30,800
<b>Total Expenditure</b>	<b>30,000</b>	<b>30,000</b>	<b>30,000</b>	<b>30,800</b>

**YUMA COUNTY 2018 BUDGET  
VETERANS' OFFICER  
01-505  
EXPENSES**

Description	2016 Actual	Actual 11-30-2017	2017 Budget	2018 Budget
6112 Salaries - Temp/PT	6,000	5,500	6,000	7,800
6142 Workmen's Compensation	25	20	40	55
6144 FICA	459	421	460	600
<b>TOTAL SALARY ITEMS</b>	<b>6,484</b>	<b>5,941</b>	<b>6,500</b>	<b>8,455</b>
6210 Office Supplies	168	70	100	100
6311 Postage	71	0	0	0
6370 Travel & Meetings	716	1,677	3,000	2,000
6371 Mileage	1,047	1,080	1,000	1,000
6495 Miscellaneous	25	38	50	145
<b>Total Excluding Salary</b>	<b>2,027</b>	<b>2,865</b>	<b>4,150</b>	<b>3,245</b>
<b>Total Expenditure</b>	<b>8,511</b>	<b>8,806</b>	<b>10,650</b>	<b>11,700</b>

**YUMA COUNTY 2018 BUDGET  
COUNTY FAIR 01-506  
REVENUE**

Description	2016 Actual	Actual 11-30-2017	2017 Budget	2018 Budget
4700 Race Horse Entry Fees	800	990	1,000	700
4702 NFR Ticket Sales	3,515	2,970	3,000	3,000
4704 Camper Spaces	2,390	2,140	2,000	2,000
4708 Commercial Booths	1,145	900	1,000	1,000
4710 Food Booths	1,150	1,150	1,000	1,000
4712 Ticket Sales	43,482	29,984	32,000	32,000
4714 Rodeo Sponsors	17,763	19,375	17,500	17,500
4716 General Sponsors	1,243		1,000	1,200
4718 County Event Sponsors	3,200	3,200	3,200	3,200
4720 Ranch Rodeo Sponsors & Funds	2,769	1,375	1,000	2,000
4740 Donations & Misc	99	551	1,000	400
4940 Draft Horse Pull Sponsors -new 2017		600	0	0
4950 4-H Premum Sponsors	13,911	12,972	13,000	13,000
<b>Total Revenue</b>	<b>91,465</b>	<b>76,207</b>	<b>76,700</b>	<b>77,000</b>

**YUMA COUNTY 2018 BUDGET  
COUNTY FAIR 01-506  
EXPENSES**

Description	2016 Actual	Actual 11-30-2017	2017 Budget	2018 Budget
6112 Salaries - Temp./Part-time	4,917	4,931	5,000	5,000
6142 Workmen's Comp	911	738	900	900
6144 FICA	376	377	400	400
6220 Operating Supplies	10,174	8,778	9,000	9,000
6227 Fuel/Oil/Antifreeze	422	227	600	600
6230 Office Supplies	1,025	911	600	600
6311 Postage	1,605	259	1,000	1,000
6330 Advertising & Legal Notices	7,877	5,623	6,000	6,000
6338 Dues & Licenses	160	0	200	200
6340 Utilities	3,139	2,489	3,000	3,000
6345 Phone Service	664	437	1,000	1,000
6348 Carnival	7,000	6,500	7,000	7,000
6349 Ranch Rodeo	3,863	2,051	1,500	1,500
6350 Professional Services	20,881	16,831	19,000	19,000
6351 Parade Expenses	1,900	2,150	2,150	2,150
6352 Rodeo	43,654	44,835	40,000	40,000
6353 Shows	24,647	33,033	32,000	32,000
6355 Judges	8,224	7,450	8,000	8,000
6356 Races	5,349	6,376	7,000	7,000
6357 Premiums	18,384	17,235	5,000	18,000
6358 County Events	5,725	5,887	5,000	5,000
6359 Queen Expenses	700	700	700	700
6360 NFR Tickets	2,585	2,705	2,600	2,750
6361 R & M Mach, Equip, &Bldg	396	96	250	250
6366 R & M Buildings	230	2,087	3,000	3,000
6370 Board Expense	1,589	1,167	1,500	1,500
6460 Draft Horse Pull Awards new 2017		2,000	0	0
6495 Miscellaneous	1,514	155	700	700
6497 Contract Labor	756	600	700	700
6510 Insurance	0	0	0	0
7750 Transfer Outside Acct	0	0	0	0
8941 Capital Outlay-\$500 - \$4999.99	350	587	0	0
<b>Total Expenditure</b>	<b>179,017</b>	<b>177,214</b>	<b>163,800</b>	<b>176,950</b>

**YUMA COUNTY 2018 BUDGET  
FAIR GROUNDS MAINTENANCE  
01-507  
REVENUE**

Description	2016 Actual	Actual 11-30-2017	2017 Budget	2018 Budget
4700 Horse Races	1,960	0	2,500	2,500
4930 Stall Rent	10,638	4,844	5,500	5,500
4940 RV Rent	12,976	6,025	10,000	10,000
4960 Rent-Buildings/Grounds	1,100	2,400	2,000	2,000
4990 Misc-Fairgrounds	300		0	
<b>Total Revenue</b>	<b>26,974</b>	<b>13,269</b>	<b>20,000</b>	<b>20,000</b>

**YUMA COUNTY 2018 BUDGET  
FAIR GROUNDS MAINTENANCE  
01-507  
EXPENSES**

Description	2016 Actual	Actual 11-30-2017	2017 Budget	2018 Budget
6112 Salaries - Temp./Part-time	13,796	18,228	15,000	15,000
6142 Workmen's Comp	849	919	1,000	1,000
6144 FICA	1,055	1,394	1,150	1,150
<b>TOTAL SALARY ITEMS</b>	<b>15,700</b>	<b>20,542</b>	<b>17,150</b>	<b>17,150</b>
6227 Fuel/Oil	1,035	1,508	2,000	2,000
6230 R&M Supplies	2,422	3,212	2,000	2,000
6340 Utilities	12,199	10,771	15,000	15,000
6350 Professional Services	7,253	8,945	8,850	8,850
6355 Machine Hire	0	0	1,000	1,000
6361 R&M Mach-Equip-Vehicle	3,277	2,362	4,000	4,000
6366 R&M Buildings & Arena	4,805	7,588	7,500	7,500
6495 Miscellaneous	14	0	500	500
8920 Capital Outlay-Buildings	0	0	9,000	10,000
8940 Capital Outlay-\$5000 & over	0	0	5,000	5,000
8941 Capital Outlay-\$500 - \$4999.99	0	330	0	0
<b>Total Excluding Salary</b>	<b>31,004</b>	<b>34,716</b>	<b>54,850</b>	<b>55,850</b>
<b>Total Expenditure</b>	<b>46,705</b>	<b>55,258</b>	<b>72,000</b>	<b>73,000</b>

**YUMA COUNTY 2018 BUDGET  
COUNTY EXPRESS  
01-508  
EXPENSES**

Description	2016 Actual	Actual 11-30-2017	2017 Budget	2018 Budget
6350 Professional Services	33,321	36,045	36,045	24,457
8940 Capital Outlay	0			
<b>Total Expenditure</b>	<b>33,321</b>	<b>36,045</b>	<b>36,045</b>	<b>24,457</b>

**YUMA COUNTY 2018 BUDGET  
COUNTY ECONOMIC DEVELOPMENT  
01-509  
EXPENSES**

Description	2016 Actual	Actual 11-30-2017	2017 Budget	2018 Budget
6350 Professional Services	45,000	45,000	45,000	45,000
6475 Economic Development Incentive	0			0
<b>Total Expenditure</b>	<b>45,000</b>	<b>45,000</b>	<b>45,000</b>	<b>45,000</b>

**YUMA COUNTY 2018 BUDGET  
NE COLORADO ASSOCIATION OF LOCAL GOVERNMENTS  
01-510  
EXPENSES**

Description	2016 Actual	Actual 11-30-2017	2017 Budget	2018 Budget
6350 Professional Services	18,433	18,096	18,096	16,873
<b>Total Expenditure</b>	<b>18,433</b>	<b>18,096</b>	<b>18,096</b>	<b>16,873</b>

**YUMA COUNTY 2018 BUDGET  
FAIR QUEEN REVENUE  
01-511**

Description	2016 Actual	Actual 11-30-2017	2017 Budget	2018 Budget
4745 Queen Pickup Sponsors	800	800	800	800
4750 Yuma County Fair Board	700	700	700	700
4760 Yuma County Cattlemen Assn	700	700	700	700
4980 Queens Saddle Sponsor	1,995	0	2,000	0
4990 Miscellaneous	0	0	0	0
<b>Total Revenue</b>	<b>4,195</b>	<b>2,200</b>	<b>4,200</b>	<b>2,200</b>

**YUMA COUNTY 2018 BUDGET  
FAIR QUEEN EXPENSES  
01-511**

Description	2016 Actual	Actual 11-30-2017	2017 Budget	2018 Budget
6330 Advertising	0		100	0
6805 Out of County Appearances	270	360	420	420
6810 In County Appearances	150	150	150	150
6820 Trophies, supplies, judges	499	175	305	305
6850 Queen Pickup Lease	800	800	1,200	800
6870 Queens Luncheon	50	150	150	150
6880 Startup Cash - Queen & Attendant	425	275	275	275
6890 Queen Saddle - Sponsored	1,995		2,000	0
6995 Miscellaneous	0		0	100
<b>Total Expenditure</b>	<b>4,189</b>	<b>1,910</b>	<b>4,600</b>	<b>2,200</b>

Revenue & Expenses to be debited/credited against cash account 1160

**YUMA COUNTY 2018 BUDGET  
COMMUNICATIONS TOWER EXPENSES  
01-601  
EXPENSES**

Description	2016 Actual	Actual 11-30-2017	2017 Budget	2018 Budget
6340 Utilities	653	604	1,400	1,000
6345 Phone Service	0		700	0
6366 Building & Tower Maintenance	0		600	0
6495 Miscellaneous	0		300	0
6531 Tower Lease	0		0	0
<b>Total Expenditure</b>	<b>653</b>	<b>604</b>	<b>3,000</b>	<b>1,000</b>

**YUMA COUNTY 2018 BUDGET  
LANDFILL [YUMA COUNTY'S SHARE]  
01-602  
EXPENSES**

Description	2016 Actual	Actual 11-30-2017	2017 Budget	2018 Budget
6564 County Share of Expenses	99,756	93,729	102,250	102,250
<b>Total Expenditure</b>	<b>99,756</b>	<b>93,729</b>	<b>102,250</b>	<b>102,250</b>

**YUMA COUNTY 2018 BUDGET  
COUNTY MAPS  
01-603  
REVENUE**

Description	2016 Actual	Actual 11-30-2017	2017 Budget	2018 Budget
4220 Maps Sold	2,882	2,465	2,500	2,500
<b>Total Revenue</b>	<b>2,882</b>	<b>2,465</b>	<b>2,500</b>	<b>2,500</b>

**YUMA COUNTY 2018 BUDGET  
COUNTY MAPS  
01-603  
EXPENSES**

Description	2016 Actual	Actual 11-30-2017	2017 Budget	2018 Budget
6220 Map Supplies	1,230	258	2,500	2,500
6495 Misc	0			
<b>Total Expenditure</b>	<b>1,230</b>	<b>258</b>	<b>2,500</b>	<b>2,500</b>

GIS started producing spiral and flat maps March 2016.

**YUMA COUNTY 2018 BUDGET  
PRI-PHONE EXP - OTHER AGENCIES  
01-604  
REVENUE**

Description	2016 Actual	Actual 11-30-2017	2017 Budget	2018 Budget
4660 PRI Phone Reimb-Agencies	2,675	3,531	3,000	4,100
<b>Total Expenditure</b>	<b>2,675</b>	<b>3,531</b>	<b>3,000</b>	<b>4,100</b>

**YUMA COUNTY 2018 BUDGET  
PRI-PHONE EXP - OTHER AGENCIES  
01-604  
EXPENSES**

Description	2016 Actual	Actual 11-30-2017	2017 Budget	2018 Budget
6435 PRI Phone Exp-Agencies	3,014	3,531	3,000	4,100
<b>Total Expenditure</b>	<b>3,014</b>	<b>3,531</b>	<b>3,000</b>	<b>4,100</b>

**YUMA COUNTY 2018 BUDGET  
WATER AUTHORITY  
01-605  
EXPENSES**

Description	2016 Actual	Actual 11-30-2017	2017 Budget	2018 Budget
6564 County Share of Expenses	50,215	50,215	51,000	51,000
<b>Total Expenditure</b>	<b>50,215</b>	<b>50,215</b>	<b>51,000</b>	<b>51,000</b>

**YUMA COUNTY 2018 BUDGET  
ROAD & BRIDGE FUND 02-000  
REVENUE**

Description	2016 Actual	Actual 11-30-2017	2017 Budget	2018 Budget
4110 Transfer In	0			
4210 General Property Taxes	706,553	604,299	604,446	618,839
4220 Specific Ownership Taxes "A"	150,686	120,525	85,000	85,000
4225 Specific Ownership Taxes "B"	470,681	395,644	400,000	400,000
4227 Specific Ownership Tax "F"	10,902		12,000	12,000
4230 Delinquent Taxes	33	-1,975	0	0
4235 Penalties & Interest	1,207	1,337	500	500
4320 Highway Users Tax	3,015,951	2,762,378	3,165,214	3,108,166
4330 Motor Vehicle Additional	41,225	34,657	35,000	35,000
4420 Payment in Lieu of Taxes	335	323	50	50
4430 Mineral Leasing Act	43,619	35,302	45,000	45,000
4600 FEMA-Storm Damage Reimbursement	0	0		
4610 Severance Tax/State	38,524	28,701	40,000	30,000
4650 Gas	376	390	200	200
4800 Permits	3,427	3,011	1,000	1,000
4930 Rent	1,915	3,699	1,000	1,000
4940 Machine Hire	0	0	0	
4950 Wildlife Impact Assistance	182	154	100	100
4960 Sale of Assets	0	33,216	0	0
4965 Sale of Surplus Items	1,600	9,762	0	0
4970 Insurance Reimbursement	37,888	1,072	0	0
4980 Miscellaneous-Reimbursements	3,310	2,905	0	0
4985 Gravel	10,408	2,672	1,500	1,500
4990 Miscellaneous	4,039	418	500	500
4993 CHS Inc Bunker - Beecher Hwy 2016-2025	15,000		10,000	10,000
4994 Scoular Company 2016-2025 Bunker # 1 CR LL &	6,225		6,225	6,225
4995 Western Sugar Reimb 2013-2022	15,000		15,000	15,000
EIAF GRANT CR R / CR 34 (Landfill)	0			
RAMP GRANT Hwy 34/CR H				
RAMP GRANT Hwy 34/CR J				
RAMP GRANT Hwy 385/CR 33.6 - Not reimbursable - State Paying				
EIAF 8302 GRANT Beecher Highway		43,854	345,500	123,000
EXPECTED GRANTS				
705- Special Permit Fees Collected	1,500		2,500	2,500
<b>Total Revenue</b>	<b>4,580,584</b>	<b>4,082,342</b>	<b>4,770,735</b>	<b>4,495,580</b>
4998 Revenues Over Expenses				
4999 Fund Carryover Expended			796,265	497,920
<b>Total Revenue</b>	<b>4,580,584</b>	<b>4,082,342</b>	<b>5,567,000</b>	<b>4,993,500</b>

**YUMA COUNTY 2018 BUDGET  
ROAD & BRIDGE EXPENSES SUMMARY**

Road & Bridge Summary	2016	Actual	2017	2018
	Actual	11-30-2017	Budget	Budget
701 General Administration	2,763,835	2,437,454	2,924,000	2,911,500
702 Construction	1,572,397	1,210,076	1,822,000	1,785,000
703 Maintenance	58,455	47,974	128,000	128,000
704 Reclamation	18,388	18,808	50,000	43,500
705 Special Projects-Permit Fees	2,097	1,000	2,500	2,500
<b>Total Expenditure</b>	<b>4,415,172</b>	<b>3,715,312</b>	<b>4,926,500</b>	<b>4,870,500</b>
705 Energy Impacts & RAMP Grant	1,097	445,167	640,500	123,000
<b>Total With Grant</b>	<b>4,416,269</b>	<b>4,160,479</b>	<b>5,567,000</b>	<b>4,993,500</b>

\* Grant Expenditure was separated for comparison purposes.



**YUMA COUNTY 2018 BUDGET  
ROAD & BRIDGE  
02-701 GENERAL ADMINISTRATION  
EXPENSES**

Description	2016 Actual	Actual 11-30-2017	2017 Budget	2018 Budget
6111 Salaries - Permanent (52 Employees)	1,665,831	1,458,460	1,687,596	1,672,176
6112 Salaries - Temp./Part-time	3,879	9,173	24,920	27,098
6114 Salaries - Overtime	2,012	1,146	30,000	30,000
6114 Discretionary Bonus		27,341		
6115 Annual Buyout/Personal Leave	6,560	8,187	6,700	9,000
6142 Workmen's Comp	94,261	104,951	104,500	105,000
6143 Health Insurance (50 employees)	518,795	486,311	599,300	589,824
6144 FICA	118,995	107,484	133,230	132,793
6145 Retirement	61,593	59,798	73,454	83,609
<b>TOTAL SALARY LINES</b>	<b>2,471,926</b>	<b>2,262,851</b>	<b>2,659,700</b>	<b>2,649,500</b>
6210 Office Supplies	3,519	4,296	4,000	4,000
6220 Operating Supplies	10,147	11,564	15,000	15,000
6311 Postage	924	675	750	1,000
6330 Advertising & Legal Notices	1,827	798	1,000	1,000
6338 Dues/Titles/Fees	352	232	850	800
6345 Phone Service - 300+400=700/mo	10,229	9,241	9,000	9,000
6346 GPS Tracking Fees 400*12	502	0	5,000	0
6350 Professional Services	28,489	6,492	12,000	12,000
6362 Computer Support & Software	10,542	5,907	12,000	12,000
6363 R & M Office Mach & Equipment	2,854	1,375	1,000	2,000
6366 Building Maintenance	27,045	15,753	30,000	30,000
6370 Lodging, Meetings, Travel	8,855	3,414	8,500	8,500
6371 Mileage	0	0	500	500
6475 Drug Testing	1,583	2,403	2,000	3,500
6495 Miscellaneous	968	212	1,000	1,000
6532 Land Lease	2,150	0	1,500	1,500
6560 Treasurer's Fees	53,360	49,426	60,000	60,000
6561 Transfer Out - City of Wray	22,064	22,997	22,000	22,000
6562 Transfer Out - City of Yuma	27,309	28,173	27,000	27,000
6563 Transfer Out - Town of Eckley	0	0	1,200	1,200
8920 Cap Outlay-Bldg Improvements	9,029	1,642	10,000	10,000
8940 Capital Outlay-\$5000 & over	59,449	0	30,000	30,000
8941 Capital Outlay-\$500 - \$4999.99	10,710	10,001	10,000	10,000
<b>TOTAL OPERATING EXPENSES</b>	<b>291,908</b>	<b>174,603</b>	<b>264,300</b>	<b>262,000</b>
<b>Total Expenditure</b>	<b>2,763,835</b>	<b>2,437,454</b>	<b>2,924,000</b>	<b>2,911,500</b>

**YUMA COUNTY 2018 BUDGET  
ROAD & BRIDGE / 02-702 CONSTRUCTION  
EXPENSES**

Description	2016 Actual	Actual 11-30-2017	2017 Budget	2018 Budget
6220 Safety Supplies- HardHats, Vestsets started 1-1-18	0	0	0	5,000
6229 Operating Supplies	43,487	32,567	50,000	45,000
6230 Welding Supplies	2,971	1,088	5,000	5,000
6231 Fuel	520,486	434,583	750,000	750,000
6233 Road Equipment Repairs	360,210	395,084	250,000	350,000
6239 Tires & Tubes	75,019	76,930	85,000	85,000
6242 Signs	19,945	5,462	20,000	20,000
6355 Machine Hire / Rental	61,608	25,607	80,000	80,000
6399 Surveying	0	0	1,000	1,000
6415 Culverts	0	4,946	10,000	10,000
6421 Steel - Iron	1,657	0	2,000	2,000
6452 Gravel - Sand	90,817	49,881	100,000	100,000
6453 Water for Road Construction	2,219	1,847	5,000	5,000
6457 Fencing	64	0	1,000	1,000
6459 Weed Control	15,000	15,449	20,000	20,000
6460 Storm Damage	64	0	0	0
6468 Road 35, Project W of Wray	0	0	0	0
6471 Road Oil / Patching / Striping	16,756	156	30,000	30,000
6472 Lonestar/Vernon Chip Seal	0	0	0	0
6473 37 City of Wray Proj Y2001	0	0	0	0
6474 Beecher Hwy Paving-cash only	0	108	220,000	0
<b>6469 Road 39-Cash (Oil)</b>		117	0	<b>200,000</b>
6475 Eckley Hwy Project	0	0	0	0
6476 Kirk Highway Project	0	0	0	0
6479 Landfill R/34 Chip Seal	0	589	0	0
6480 Ramp Project-Hwy 34/ CR H & CR J	0	0	0	0
6481 Ramp Project-Hwy 385 CR 33.6-Cash only	1,368	2,957	117,000	0
6490 Freight/Road Oil / Chips	0	0	0	0
6495 Miscellaneous	0	0	1,000	1,000
8920 Cap Outlay -Kirk, Wray & Eckley Shops	0	0	5,000	5,000
8940 Capital Outlay-\$5000 & over	359,216	157,161	60,000	60,000
8941 Capital Outlay-\$500 - \$4999.99	1,510	5,546	10,000	10,000
<b>Total Expenditure</b>	<b>1,572,397</b>	<b>1,210,076</b>	<b>1,822,000</b>	<b>1,785,000</b>

**YUMA COUNTY 2018 BUDGET  
ROAD & BRIDGE / 02-703 MAINTENANCE  
EXPENSES**

Description	2016 Actual	Actual 11-30-2017	2017 Budget	2018 Budget
6340 Utilities	26,190	20,437	25,000	25,000
6369 Cutting Edges	31,894	22,217	45,000	45,000
6490 Cattle Guards	13	0	8,000	8,000
6492 Bridges	359	5,320	50,000	50,000
<b>Total Expenditure</b>	<b>58,455</b>	<b>47,974</b>	<b>128,000</b>	<b>128,000</b>

**YUMA COUNTY 2018 BUDGET  
ROAD & BRIDGE / 02-704 RECLAMATION  
EXPENSES**

Description	2016 Actual	Actual 11-30-2017	2017 Budget	2018 Budget
6453 Gravel Pit Survey	25	0	0	0
6454 Professional Fees	8	0	10,000	0
6455 Permit Fees	13,726	10,835	20,000	20,000
6456 Fertilizer	0	700	5,000	5,000
6457 Fencing	1,076	174	5,000	5,000
6458 Labor & Equipment	303	0	3,000	3,000
6459 Weed Control	0	1,775	2,000	3,000
6460 Seeding	3,250	5,324	5,000	7,500
<b>Total Expenditure</b>	<b>18,388</b>	<b>18,808</b>	<b>50,000</b>	<b>43,500</b>

**YUMA COUNTY 2018 BUDGET  
ROAD & BRIDGE / 02-705  
SPECIAL PROJECT EXPENSES**

Description	2016 Actual	Actual 11-30-2017	2017 Budget	2018 Budget
6600 Expected Grants	0	0	-	-
6630 EIAF 7115 Grant-Kamala & Road 39	0	0	-	-
6631 EIAF Grant -Ramp Grant-Hwy 34/CR H	0	0	-	-
6632 EIAF Grant -Ramp Grant-Hwy 34/CR J	0	0	-	-
6633 EIAF Grant-CR R/CR 34 (Landfill)	0	0	-	-
6634 RAMP Grant - Hwy 385/CR 33.6	1,097	49,606	295,000	-
6635 EIAF 8302 Grant-Beecher Island Road	0	395,562	345,500	123,000
6640 Permit Fee Reimbursed	1,000	1,000	2,500	2,500
<b>Total Expenditure</b>	<b>2,097</b>	<b>446,167</b>	<b>643,000</b>	<b>125,500</b>

**YUMA COUNTY 2018 BUDGET  
SELF INSURANCE FUND 04-000  
REVENUE**

Description	2016 Actual	Actual 11-30-2017	2017 Budget	2018 Budget
4210 General Property Taxes	139,694	119,477	119,503	122,348
4230 Delinquent Taxes	8	-419	0	0
4235 Penalties & Interest	239	264	200	200
4420 Payment in Lieu of Taxes	66	30	20	20
4920 Interest Earnings	0	64	0	0
4960 Vehicle Insurance Reimbursements	0		0	0
4965 Wildlife Impact Assistance	36		30	30
4970 Insurance Reimbursement	24,420	20,008	20,000	25,000
4990 Miscellaneous	0	409	0	0
4998 Excess Revenues	0		0	0
4999 Fund Carryover Expended	0		90,247	89,402
<b>Total Revenue</b>	<b>164,463</b>	<b>139,834</b>	<b>230,000</b>	<b>237,000</b>

**SELF INSURANCE FUND  
04-000  
EXPENSES**

Description	2016 Actual	Actual 11-30-2017	2017 Budget	2018 Budget
6480 Miscellaneous (Warrants Paid)	5,621	524	30,000	30,000
6510 Insurance Premiums	136,169	141,839	193,000	200,000
6560 Treasurer's Fees	4,443	3,780	7,000	7,000
7750 Transfer Out	0	0	0	0
<b>Total Expenditure</b>	<b>146,232</b>	<b>146,143</b>	<b>230,000</b>	<b>237,000</b>

**YUMA COUNTY 2018 BUDGET  
RECREATION FUND 5-000  
REVENUE**

Description	2016 Actual	Actual 11-30-2017	2017 Budget	2018 Budget
4210 General Property Taxes	279,380	238,947	239,006	
4230 Delinquent Taxes	16	-838	100	100
4235 Penalties & Interest	477	529	500	500
4420 Payment in Lieu of Taxes	133	128	50	50
4965 Wildlife Impact Assistance	0	61	40	40
4990 Miscellaneous	1,000	0	0	0
4998 Excess Revenues	72	0		
4999 Fund Carryover Expended	0	0	360,304	599,310
<b>Total Revenue</b>	<b>281,078</b>	<b>238,827</b>	<b>600,000</b>	<b>600,000</b>

**YUMA COUNTY 2018 BUDGET  
RECREATION FUND 05-000  
EXPENSES**

Description	2016 Actual	Actual 11-30-2017	2017 Budget	2018 Budget
6400 Region One Translator	82,376	75,711	82,376	82,376
6480 Miscellaneous (Warrants Paid)	29,974	11,256	27,500	27,500
6560 Treasurer's Fees	8,407	7,160	14,000	14,000
7750 Transfer Out	0	200,000	450,000	450,000
8920 Capital Outlay	0	0	26,124	26,124
<b>Total Expenditure</b>	<b>120,757</b>	<b>294,127</b>	<b>600,000</b>	<b>600,000</b>

**YUMA COUNTY 2018 BUDGET  
CONSERVATION TRUST FUND  
06-000  
REVENUE**

Description	2016 Actual	Actual 11-30-2017	2017 Budget	2018 Budget
4340 State Lottery	44,052	27,743	35,000	35,000
4920 Interest Earnings	1,022	1,618	200	200
4999 Fund Carryover Expended	0	0	64,800	64,800
<b>Total Revenue</b>	<b>45,074</b>	<b>29,361</b>	<b>100,000</b>	<b>100,000</b>

**YUMA COUNTY 2018 BUDGET  
CONSERVATION TRUST FUND  
06-000  
EXPENSES**

Description	2016 Actual	Actual 11-30-2017	2017 Budget	2018 Budget
6480 Miscellaneous (Warrants Paid)	17,009	10,729	100,000	0
8920 Capital Outlay-Fair	2,655	56,988		100,000
<b>Total Expenditure</b>	<b>19,664</b>	<b>67,717</b>	<b>100,000</b>	<b>100,000</b>

**YUMA COUNTY 2018 BUDGET  
PAYROLL CLEARING FUND  
07-000  
REVENUE**

Description	2016 Actual	Actual 11-30-2017	2017 Budget	2018 Budget
07 000 Transfer In - to Fund	0	0	0	
07 230 East Yuma County Cemetery Dist.	70,604	58,139	65,750	59,700
07 240 West Yuma County Cemetery Dist.	33,529	31,008	36,500	37,700
07 250 Public Trustee	13,484	10,114	13,500	13,500
07 260 Revolving Loan Fund	127,432	121,106	138,500	151,000
07 270 Weed & Pest Control District	203,768	179,210	213,000	222,000
07 280 Economic Development	46,036	27,075	52,600	53,000
<b>Total Revenue</b>	<b>494,854</b>	<b>426,651</b>	<b>519,849</b>	<b>536,900</b>

**YUMA COUNTY 2018 BUDGET  
PAYROLL CLEARING FUND  
07-000  
EXPENSE SUMMARY**

Description	2016 Actual	Actual 11-30-2017	Fund 7 done	
			2017 Budget	2018 Budget
07 000 Transfer In - to Fund				
07 230 East Yuma County Cemetery Dist.	70,604	58,139	65,750	59,700
07 240 West Yuma County Cemetery Dist.	33,529	31,008	36,500	37,700
07 250 Public Trustee	13,484	10,114	13,500	13,500
07 260 Revolving Loan Fund	127,432	121,106	138,500	151,000
07 270 Weed & Pest Control District	203,768	179,210	213,000	222,000
07 280 Economic Development	46,036	27,075	52,600	53,000
<b>Total Revenue</b>	<b>494,854</b>	<b>426,651</b>	<b>519,850</b>	<b>536,900</b>

**YUMA COUNTY 2018 BUDGET  
EAST YUMA COUNTY CEMETERY DISTRICT  
07-230  
EXPENSES**

Description	2016 Actual	Actual 11-30-2017	2017 Budget	2018 Budget
6111 Salaries-Permanent	33,600	28,931	34,000	28,000
6112 Salaries - Temp./Part-Time	20,898	9,110	15,000	15,000
6114 Salaries- Overtime/ST/Burials	99	21	0	0
6115 Buyout/Personal Leve	0	6,543	0	0
6142 Workmen's Comp	3,106	2,725	3,300	4,400
6143 Health Insurance	7,252	6,320	8,000	8,600
6144 FICA	3,857	3,170	3,750	3,300
6145 Retirement	1,680	1,319	1,700	400
6510 Insurance Charges	112	0		
<b>Total Expenditure</b>	<b>70,604</b>	<b>58,139</b>	<b>65,750</b>	<b>59,700</b>

**YUMA COUNTY 2018 BUDGET  
WEST YUMA COUNTY CEMETERY DISTRICT  
07-240  
EXPENSES**

Description	2016 Actual	Actual 11-30-2017	2017 Budget	2018 Budget
6111 Salaries - Permanent	22,740	20,845	24,600	25,200
6142 Workmen's Comp	1,908	1,720	2,035	2,040
6143 Health Insurance	7,252	6,935	8,000	8,600
6144 FICA	1,630	1,508	1,865	1,860
<b>Total Expenditure</b>	<b>33,529</b>	<b>31,008</b>	<b>36,500</b>	<b>37,700</b>

**YUMA COUNTY 2018 BUDGET  
PUBLIC TRUSTEE  
07-250  
EXPENSES**

Description	2016 Actual	Actual 11-30-2017	2017 Budget	2018 Budget
6111 Salaries - Permanent	12,500	9,375	12,500	12,500
6142 Workmen's Comp	28	22	44	44
6144 FICA	956	717	956	956
<b>Total Expenditure</b>	<b>13,484</b>	<b>10,114</b>	<b>13,500</b>	<b>13,500</b>



**YUMA COUNTY 2018 BUDGET  
REVOLVING LOAN FUND  
07-260  
EXPENSES**

Description	2016 Actual	Actual 11-30-2017	2017 Budget	2018 Budget
6111 Salaries - Permanent	92,123	87,470	96,000	110,000
6115 Buyout/Personal Leave	0	0	0	0
6142 Workmen's Comp	348	262	350	350
6143 Health Insurance	23,889	22,897	30,000	26,735
6144 FICA	6,466	6,103	7,350	8,415
6145 Retirement	4,606	4,373	4,800	5,500
7750 Transfer Out	0			
<b>Total Expenditure</b>	<b>127,432</b>	<b>121,106</b>	<b>138,500</b>	<b>151,000</b>

**YUMA COUNTY 2018 BUDGET  
WEED & PEST  
07-270  
EXPENSES**

Description	2016 Actual	Actual 11-30-2017	2017 Budget	2018 Budget
6111 Salaries - Permanent	129,300	113,610	130,300	140,000
6112 Salaries - Temp./Part-time	7,985	3,630	10,000	10,000
6114 Salaries- Overtime&Bonus	2,250	5,000	5,000	5,000
6115 Annual Buyout/Personal Leave	0	1,875	0	0
6142 Workmen's Comp	4,428	4,304	4,300	5,542
6143 Health Insurance	44,706	37,736	47,200	42,600
6144 FICA	9,926	8,863	11,000	11,858
6145 Retirement	5,172	4,191	5,200	7,000
7750 Transfer Out	0			
<b>Total Expenditure</b>	<b>203,768</b>	<b>179,210</b>	<b>213,000</b>	<b>222,000</b>

**YUMA COUNTY 2018 BUDGET  
ECONOMIC DEVELOPMENT  
07-280  
EXPENSES**

Description	2016 Actual	Actual 11-30-2017	2017 Budget	2018 Budget
6111 Salaries - Permanent	41,500	20,969	42,000	40,000
6115 Salaries-Overtime	0	0	5,476	0
6142 Workmen's Comp	182	137	162	150
6143 Health Insurance	48	4,423	70	8,600
6144 FICA	3,151	1,547	3,632	3,050
6145 Retirement	1,155	0	1,260	1,200
<b>Total Expenditure</b>	<b>46,036</b>	<b>27,075</b>	<b>52,600</b>	<b>53,000</b>

**YUMA COUNTY 2018 BUDGET  
USEFUL PUBLIC SERVICE  
08-000  
REVENUE**

Description	2016 Actual	Actual 11-30-2017	2017 Budget	2018 Budget
4950 Court Fines	4,226	4,952	6,000	6,000
4960 UPS Donation/Buyout	831	170	200	200
4990 Miscellaneous	0			
4999 Fund Carryover Expended	0		2,430	2,800
<b>Total Revenue</b>	<b>5,057</b>	<b>5,122</b>	<b>8,630</b>	<b>9,000</b>

**YUMA COUNTY 2018 BUDGET  
USEFUL PUBLIC SERVICE  
08-000  
EXPENSES**

Description	2016 Actual	Actual 11-30-2017	2017 Budget	2018 Budget
6112 Salaries - Temp./Part-time	5,901	4,841	6,000	6,060
6142 Workmen's Comp	10	8	21	220
6144 FICA	451	370	459	467
6145 Retirement	289	242	300	303
6210 Office Supplies	426	53	300	300
6345 Phone Service	629	600	700	700
6362 Computer Software	41	148	300	200
6370 Training/Conference/Dues	225	0	200	200
6480 Miscellaneous	40	40	50	50
6510 Insurance	227	468	300	500
<b>Total Expenditure</b>	<b>8,239</b>	<b>6,770</b>	<b>8,630</b>	<b>9,000</b>

**YUMA COUNTY 2018 BUDGET  
GRANT FUND 9  
REVENUE**

Description	2016 Actual	Actual 11-30-2017	2017 Budget	2018 Budget
Deferred Revenue				
000 Misc Revenue	0		277	277
000 4-H Premium \$\$	9,611		27,079	22,506
200- Clerk's Fee Revenue	17,001	20,565	28,000	28,000
305- Grants - Court Security	87,380	84,876	86,501	163,988
401 EMS Grants & cash matches	6,683	0	2,285	2,285
410 EMS Subsidy Carryover	0	0	5,446	5,296
420 CDBG RLF & Yuma Housing	163,200	164,000	183,700	0
440 OEM-EMPG Grants	0			
445 State Grant	58,800			50,000
450 Grants - Other				400,938
46x Grants - Homeland Security	0			
000- County \$\$ setting in fund	0		26,710	26,710
<b>Total Revenue</b>	<b>342,674</b>	<b>269,441</b>	<b>359,998</b>	<b>700,000</b>

**GRANT FUND 9  
EXPENSES**

Description	2016 Actual	Actual 11-30-2017	2017 Budget	2018 Budget
000 8998 County Dollars in fund	0	0	26,710	26,710
000 6380 -Misc-Growing Green Grant	0	0	112	112
000 6600 -Misc - MDU Fdn-Area Schools	0	0	165	165
000 6800 -Misc 4-H Premium Dollars	9,611	0	22,506	22,506
000 7750 Transfer Out	0	0	0	0
200 6500 Web Search Fees	2,778	15,405	20,000	20,000
200 6600 Clerks Grant Funds	8,918	11,763	8,000	8,000
200 6800 HAVA FED Grant - ADA	5,305	0	0	0
305 6150 Court Security Grant -Salary	82,580	64,876	86,501	155,857
305 6350 Court Security - Prof Serv - Maint Xray machine	4,800			6,940
305 8940 Court Security Grant- Equip	0	20,000		1,191
401 6200 EMT Council Funds	0		2,285	2,285
401 8940 Cap Outlay-Ambulance-State funds- passthru	6,683		0	0
410 6480 EMS Subsidy Grant Expenses	0	150	5,446	5,296
420 6610 CDBG Grant- RLF	163,200	164,000	183,700	0
440 6600 OEM Grant -various	0		1,550	0
445 State Grants	51,940		0	50,000
465 6XXX HLSG 13SHS14NER	0		0	0
468 6XXX HLSG 14SHS15NER	0		0	0
450 6600 Perspective Grants/Grants Done	0		343,025	0
<b>Total Expenditure</b>	<b>335,814</b>	<b>276,195</b>	<b>700,000</b>	<b>299,062</b>

**YUMA COUNTY 2018 BUDGET  
Yuma County Water Authority  
10-000 REVENUE**

Description	2016 Actual	Actual 11-30-2017	2017 Budget	2018 Budget
4619 RRWCD Soehner Lease	29,413	29,413	29,415	29,415
4660 Reimbursement	0	3,765	0	0
4662 City of Wray	11,710	11,710	11,710	11,710
4663 Yuma County	50,215	50,215	50,215	50,215
4664 Town of Eckley	1,285	1,285	1,285	1,285
4665 City of Yuma	17,620	17,620	17,620	17,620
4700 Yuma County-Special Assess	0			
4800 Additional Revenue for Water Purchase	0			
4999 Fund Carryover Expended	0		10,755	10,755
<b>Total Revenue</b>	<b>110,243</b>	<b>114,008</b>	<b>121,000</b>	<b>121,000</b>

**Yuma County Water Authority Expenses  
10-000 EXPENSES**

Description	2016 Actual	Actual 11-30-2017	2017 Budget	2018 Budget
6350 Professional Services	18,763	3,923	40,000	40,000
6352 Legal Services	36,898	19,548	50,000	50,000
6366 Ditch Maintenance	29,992	11,876	20,000	20,000
6370 Meetings/Travel	78	175	1,000	1,000
6371 Mileage/Fuel	0		0	0
6380 Education	0		0	0
6532 Lease	0		0	0
7750 Transfer Out- Lease \$\$ to Fund 1	29,413		0	0
8920 Water Purhcase	0		0	0
8998 Contingency	0		10,000	10,000
<b>Total Expenditures</b>	<b>115,144</b>	<b>35,521</b>	<b>121,000</b>	<b>121,000</b>

**YUMA COUNTY 2018 BUDGET  
SANITARY LANDFILL FUND  
11-000 REVENUE**

Description	2016 Actual	Actual 11-30-2017	2017 Budget	2018 Budget
4660 City of Yuma	66,162	62,165	67,816	67,816
4662 City of Wray	48,012	45,753	49,912	49,912
4663 Yuma County	99,756	93,729	102,250	102,250
4664 Town of Eckley	2,928	2,751	3,001	3,001
4665 Recycling Funds	25,527	41,659	15,000	15,000
4666 Gate Receipts	118,876	127,099	95,000	95,000
4670 Waste Tire Funds	1,056	2,083	1,500	1,500
4675 Grant Funds- RREO (containers)	3,960	0	0	0
4800 Electronic Recycle	465	1,035	200	200
4940 Service Fees	2,775	2,180	2,000	2,000
4960 Sale of Assets	0	0	0	0
4980 Hazardous Response Fees	5,414	4,034	5,000	5,000
4990 Miscellaneous	500	222	0	0
4999 Fund Carryover Expended	0	0	39,321	33,221
<b>Total Revenue</b>	<b>375,431</b>	<b>382,710</b>	<b>381,000</b>	<b>374,900</b>

**YUMA COUNTY 2018 BUDGET  
SANITARY LANDFILL FUND  
11-000 EXPENSES**

Description	2016 Actual	Actual 11-30-2017	2017 Budget	2018 Budget
6111 Salaries - Permanent	107,784	96,542	108,684	111,744
6112 Salaries - Temp./Part-time	12,440	11,797	13,619	13,844
6114 Salaries - Overtime	2,559	3,796	7,670	4,934
6114 Discretionary Bonus		1,750		
6115 Annual Buyout/Personal Leave	742	4,964	2,216	2,285
6142 Workmen's Comp	9,668	8,605	10,800	10,000
6143 Health Insurance	37,455	31,403	39,500	38,100
6144 FICA	8,790	8,563	10,021	10,147
6145 Retirement	5,408	4,105	5,490	4,846
<b>Total Salary Lines</b>	<b>184,846</b>	<b>171,524</b>	<b>198,000</b>	<b>195,900</b>
6210 Office & Cleaning Supplies	2,028	1,727	1,800	1,800
6220 Shop Supplies	11,838	7,960	8,000	8,000
6227 Fuel-Operations	11,383	14,100	18,000	18,000
6228 Fuel-Excavation	5,520	0	5,000	5,000
6230 Cover Machine Material	0	0	0	0
6310 Health Dept / Hazardous Fund	7,075	3,330	8,500	8,500
6311 Postage	288	77	400	400
6330 Heating Fuel/Shop & Office	0	967	3,000	3,000
6331 Heating Fuel/Recycle	0	1,507	3,000	3,000
6340 Utilities-Shop & Office	3,209	3,026	3,500	3,500
6341 Utilities-Recycle Bldg	2,259	4,073	3,000	3,000
6345 Phone Service/Internet	3,559	3,474	3,500	3,500
6350 Professional Services	9,472	6,053	10,000	10,000
6352 Prof -Ground Water Monitoring Services	0	11,428	5,000	5,000
6354 Auditing	2,000	2,000	2,000	2,000
6360 R&M Equipment	33,081	41,439	30,000	30,000
6366 R&M Building	3,357	2,053	6,500	6,500
6370 Lodging, Meetings, Travel	1,670	2,123	2,000	2,000
6495 Miscellaneous	2,316	689	1,000	1,000
6510 Insurance	3,917	3,891	5,000	5,000
6520 Recycling Supplies	8,970	2,101	10,000	10,000
6523 Recycling R&M Trailers	6,062	6,743	5,000	5,000
6525 Recycling Cap Outlay-Trailers	4,625	181	5,000	5,000
6529 Recycling Electronic Exp	420	2,545	500	500
6530 Recycling Miscellaneous	0	0	300	300
6532 Land Lease	6,000	6,000	6,000	6,000
6560 Treasurer's Fees	3,754	3,838	4,000	4,000
8920 Capital Outlay - Buildings-fences-wells	9,215	22,720	5,000	5,000
8940 Capital Outlay-\$5000 & over	0	0	15,000	10,000
8941 Capital Outlay-\$500 - \$4999.99	10,724	2,078	5,000	5,000
8996 Waste Tire Fees Pd Out	1,053	2,220	3,000	4,000
8997 Closure Reserve	5,000	<b>5,000</b>	5,000	5,000
8998 Contingency	0	<b>0</b>	0	0
<b>Total Operating Expenses</b>	<b>158,796</b>	<b>163,344</b>	<b>183,000</b>	<b>179,000</b>
<b>Total Expenditure</b>	<b>343,641</b>	<b>334,868</b>	<b>381,000</b>	<b>374,900</b>

**YUMA COUNTY 2018 BUDGET  
SHERIFF'S TRUST  
12-000  
REVENUE**

Description	2016 Actual	Actual 11-30-2017	2017 Budget	2018 Budget
Victims Assistance				
4110 Other Source-Sheriff's Budget	13,000	0	13,000	13,000
4112 V.A.L.E. Grant	21,000	17,250	23,000	23,000
4114 V.O.C.A. Grant	26,442	21,498	28,497	27,998
4130 Donations	9,260	0	9,000	9,000
4990 Miscellaneous	864	0	0	
Excess funds over expenses	0		0	
Fund Carryover Expended-Victims Advocate	0		3,803	5,602
290- Sheriff Certified VIN Fees	420	560	200	400
300-Law Enforcement & SORNA Grant	2,620	0	1,000	1,000
305-SCAAP Carryover funds	5,383	0	8,666	6,000
310-Sheriff Permit & Fingerprint Fees	18,459	12,154	17,500	18,000
<b>Total Revenue</b>	<b>97,448</b>	<b>51,462</b>	<b>104,666</b>	<b>104,000</b>

**YUMA COUNTY 2018 BUDGET  
Sheriff's Trust  
EXPENSES SUMMARY**

Description	2016 Actual	Actual 11-30-2017	2017 Budget	2018 Budget
<b>Sheriff's Trust</b>				
12-280 Victims Assistance	65,984	59,538	77,300	78,600
12-290 Sheriff Certified VIN Fees	775	0	200	400
12-300 Bullet Proof Vest & SORNA Grant	2,620	0	1,000	1,000
12-305 SCAAP DCJ Expenditures	17,018	10,102	8,666	6,000
12-310 Sheriff Permit Fees	15,024	8,990	17,500	18,000
<b>Total Expenditure</b>	<b>101,421</b>	<b>78,630</b>	<b>104,666</b>	<b>104,000</b>

**YUMA COUNTY 2018 BUDGET  
VICTIMS ASSISTANCE  
12-280  
EXPENSES**

Description	2016 Actual	Actual 11-30-2017	2017 Budget	2018 Budget
6111 Salaries - Permanent	34,440	31,845	34,740	35,040
6112 Salaries - Temp/Part-Time	1,218	1,488	3,200	3,200
6114 Salaries-OT Coordinator	425	50	3,000	3,000
6114 Discretionary Bonus		500		
6115 Buyout/Personal Leave	0	0	0	0
6142 Workmen's Compensation	175	131	200	150
6143 Health Insurance	16,638	15,947	17,550	18,500
6144 FICA	2,505	2,349	3,095	3,130
6145 Retirement	1,722	1,592	1,737	1,752
6210 Office Supplies	99	0	300	300
6220 Operating & Promo Supplies	0	0	400	400
6227 Vehicle Maintenance	1,818	470	1,600	1,600
6311 Postage	135	48	200	200
6320 Printing	0	0	200	200
6338 Dues	0	150	150	150
6345 Phone Service/Internet	877	860	800	850
6362 Computer Support/Software	55	500	578	578
6370 Lodging, Meetings, Travel	1,152	70	2,000	2,000
6371 Mileage & Fuel	2,269	1,366	4,700	4,700
6380 Employee Training	2,210	1,779	2,200	2,200
6495 Miscellaneous	153	393	400	400
6560 Treasurer's Fees	94	0	250	250
8940 Capital Outlay- \$5000 and over	0	0	0	0
8941 Capital Outlay-\$500 - \$4999.99	0	0	0	0
<b>Total Expenditure</b>	<b>65,984</b>	<b>59,538</b>	<b>77,300</b>	<b>78,600</b>



**YUMA COUNTY 2018 BUDGET  
SHERIFF CERTIFIED VIN FEES 12-290  
REVENUE  
SEPARATE CASH ACCT-PER STATUTE - 1160**

Description	2016 Actual	Actual 11-30-2017	2017 Budget	2018 Budget
4110 Transfer In	0	0	0	
4112 Certified VIN Fees	420	560	200	400
<b>Total Revenue</b>	<b>420</b>	<b>560</b>	<b>200</b>	<b>400</b>

**YUMA COUNTY 2018 BUDGET  
SHERIFF CERTIFIED VIN FEES 12-290  
EXPENSES**

Added 2010 per Statute				
Description	2016 Actual	Actual 11-30-2017	2017 Budget	2018 Budget
6220 Operating Supplies	263	0	100	400
6380 Training	511	0	0	0
6495 Miscellaneous	0	0	100	0
<b>Total Expenditure</b>	<b>775</b>	<b>0</b>	<b>200</b>	<b>400</b>

**YUMA COUNTY 2018 BUDGET  
LAW ENF & VEST & SORNA GRANT 12-300  
REVENUE**

Description	2016 Actual	Actual 11-30-2017	2017 Budget	2018 Budget
4110 Law Enforcement - Cash Match	0	0	0	0
4112 Law Enforcement Black Grant	0	0	0	0
4114 Interest-Law Enforcement Grant	0	0	0	0
4130 Bullet Proof Federal Vest Grant	2,620	0	1,000	1,000
4225 SORNA DCJ Grant	0			
<b>Total Revenue</b>	<b>2,620</b>	<b>0</b>	<b>1,000</b>	<b>1,000</b>

**YUMA COUNTY 2018 BUDGET  
LAW ENF & VEST & SORNA GRANT 12-300  
EXPENSES**

Description	2016 Actual	Actual 11-30-2017	2017 Budget	2018 Budget
6380 Training	0	0		
8940 Capital Outlay-\$5000 & over	0	0	0	
8941 Capital Outlay-\$500 - \$4999.99	2,620	0	1,000	1,000
<b>Total Expenditure</b>	<b>2,620</b>	<b>0</b>	<b>1,000</b>	<b>1,000</b>

**YUMA COUNTY 2018 BUDGET  
SHERIFF SCAAP FUNDS 12-305  
REVENUE  
SEPARATE CASH ACCT - 1170**

Description	2016 Actual	Actual 11-30-2017	2017 Budget	2018 Budget
4110 Transfer In	5,383		8,666	6,000
<b>Total Revenue</b>	<b>5,383</b>	<b>0</b>	<b>8,666</b>	<b>6,000</b>

Actual SCAAP Grant dollars received are deposited in the General Fund 1 as per DCJ requirements, then transferred to Fund 12 via R

**YUMA COUNTY 2018 BUDGET  
SCAAP DCJ 12-305  
EXPENSES**

Description	2016 Actual	Actual 11-30-2017	2017 Budget	2018 Budget
6350 Professional Service	0	0	1,500	1,500
6600 SCAAP Expenditures	17,018	10,102	7,166	4,500
<b>Total Expenditure</b>	<b>17,018</b>	<b>10,102</b>	<b>8,666</b>	<b>6,000</b>

**YUMA COUNTY 2018 BUDGET  
SHERIFF PERMIT FEES  
12-310  
REVENUE  
SEPARATE CASH ACCT - 1150**

Description	2016 Actual	Actual 11-30-2017	2017 Budget	2018 Budget
4112 Concealed Weapon Permit Fees	12,125	8,013	5,000	5,000
4115 Fingerprint Permit Fees	6,334	4,142	5,000	5,000
4990 Miscellaneous	0	0		
4999 Fund Carryover Expended	0	0	7,500	8,000
<b>Total Revenue</b>	<b>18,459</b>	<b>12,154</b>	<b>17,500</b>	<b>18,000</b>

**YUMA COUNTY 2018 BUDGET  
SHERIFF PERMIT FEES  
12-310  
EXPENSES**

Description	2016 Actual	Actual 11-30-2017	2017 Budget	2018 Budget
6220 Supplies	2,638	516	1,000	1,000
6362 Software & support - User License	4,483	4,333	7,500	7,000
6480 Fees Paid to CBI	7,069	4,142	5,000	6,000
6560 Treasurer's Fees	198	0		200
8940 Capital Outlay-\$5000 & over	0	0	0	0
8941 Capital Outlay-\$500 - \$4999.99	636	0	4,000	3,800
000-7750 Transfer excess to Fund 1	0	0		
<b>Total Expenditure</b>	<b>15,024</b>	<b>8,990</b>	<b>17,500</b>	<b>18,000</b>

**YUMA COUNTY 2018 BUDGET  
TASK FORCE FUND  
REVENUE  
13-000**

**August of 2015 - Yuma County relinquished remaining cash funds to the 13th JD Criminal Investigation Fund**

Description	2016 Actual	Actual 11-30-2017	2017 Budget	2018 Budget
100-4990 Miscellaneous	0		0	0
<b>Total Revenue</b>	<b>0</b>	<b>0</b>	<b>0</b>	<b>0</b>

**YUMA COUNTY 2018 BUDGET  
TASK FORCE FUND  
13-000  
EXPENSE SUMMARY**

	2016 Actual	Actual 11-30-2017	2017 Budget	2018 Budget
Task Force Fund /Fed Grant 13-000	0		0	0
Task Other Funds 13-100	0		0	0
<b>Total Expenses</b>	<b>0</b>	<b>0</b>	<b>0</b>	<b>0</b>

**YUMA COUNTY 2018 BUDGET  
TASK FORCE FUND  
13-000 & 13-100 & 13-200  
EXPENSES**

13-000 Description	2016 Actual	Actual 11-30-2017	2017 Budget	2018 Budget
<b>Task Force Fund</b>				
6142 Workmen's Comp	0		0	0
7750 Transfer Out	0			
<b>Total Expenditure</b>	<b>0</b>	<b>0</b>	<b>0</b>	<b>0</b>

**TASK FORCE FUND  
13-100  
Cash Match Funds**

Description	2016 Actual	Actual 11-30-2017	2017 Budget	2018 Budget
6345 Phone Service	0		0	0
<b>Total Expenditure</b>	<b>0</b>	<b>0</b>	<b>0</b>	<b>0</b>

**YUMA COUNTY 2018 BUDGET  
CAPITAL ACQUISITION  
FUND 20  
REVENUE**

Description	2016 Actual	Actual 11-30-2017	2017 Budget	2018 Budget
4110 Transfer In	0	750,000	1,286,132	400,000
4110 Transfer In Rec Fund		200,000	450,000	450,000
4999 Fund Carryover Expended	0		799,316	889,303
903 Capital Acquisition - Grant Match EIPomar-Bookmobi	25,000			
903 Capital Acquisition - Sale of Equipment	24,275			
903- Insurance Reimb - Vehicles/ Equipment	49,241	179,551		
904 Capital Acquisition -H&H Service	0			
907 Cap Acq - Land & Buildings	1,500			
907 Cap Acq - Grant Match CDL El Pomar Grant -def re	0	25,000		
907 Cap Acq - CDL Site Donations	0	41,910		
910 Insurance \$\$ - Courthouse	0	189,243		300,000
910 EIAFGGrant Funds&Underfunded Courthouse Grant	0	340,401	219,546	
920-4110 Trf In - Equipment	279,838	239,006	239,006	244,697
920- 4960 Sale of Equip	248,844		0	
950-4240-Lease Payment - Landfill	6,000	6,000	6,000	6,000
<b>Total Revenue</b>	<b>634,698</b>	<b>1,971,111</b>	<b>3,000,000</b>	<b>2,290,000</b>

**YUMA COUNTY 2018 BUDGET  
CAPITAL ACQUISITION  
FUND 20  
EXPENSES**

Description	2016 Actual	Actual 11-30-2017	2017 Budget	2018 Budget
900 -6480 Capital Acquisition Unknown Expenditures	0	0	55,336	107,987
903-6350 Professional Services	600	0		
903-6352 Software	0	0		35,000
903-6361 R&M Vehicle-Insurance Pd	36,566	78,886		
903-6362 Cloud License Fees	2,848	11,314	75,000	
6480 Miscellaneous (Warrants Paid)	0	0		
903-8940 Furniture, Equipment	30,139	55,492	75,000	50,000
903-8941 Cap Outlay \$ 500 - \$ 4999.99	2,224	0		
903-8942 Vehicles	121,789	50,665	70,000	100,000
904-6366 R&M HHS Building	0	4,800		
904-8920 HHS Building Cap Outlay	0	30,435		50,000
907 Comm Center	0	0	350,000	350,000
907 CDL testing Site		98,617	50,000	0
907 Capital Acquisition - Buildings & Lands	5,900	0	0	40,000
907 Fairgrounds Grandstand Reroof				250,000
910-6220 Supplies- HVAC CH		888		0
910-6350 Prof Service CH		819		0
910-6362 Comp Support CH-HVAC move		2,223		0
910-6366 R & M-Courthouse	432	195		0
910 Capital Outlay - County Building Improvements	79,468	1,193,541	1,300,000	300,000
915 Capital Outlay - Broadband-Countywide		200,000	400,000	200,000
920 Capital Outlay - R&B Building	52,821	2,700		100,000
920 Capital Outlay - Equipment	620,773	197,353	624,664	707,013
<b>Total Expenditure</b>	<b>953,559</b>	<b>1,927,927</b>	<b>3,000,000</b>	<b>2,290,000</b>

**YUMA COUNTY 2018 BUDGET  
CLOSURE/POST CLOSURE  
FUND 21  
REVENUE**

Description	2016 Actual	Actual 11-30-2017	2017 Budget	2018 Budget
4920 Interest Earned	0	1,353	0	0
4999 Fund Carryover Expended	0		90,000	95,000
807-4110 Transfer In	5,000	5,000	5,000	5,000
807-4920 Interest Earnings	816			
<b>Total Revenue</b>	<b>5,816</b>	<b>6,353</b>	<b>95,000</b>	<b>100,000</b>

**YUMA COUNTY 2018 BUDGET  
CLOSURE/POST CLOSURE  
FUND 21  
EXPENSES**

Description	2016 Actual	Actual 11-30-2017	2017 Budget	2018 Budget
807 6560 Closure Post/Closure	0	0	95,000	100,000
<b>Total Expenditure</b>	<b>0</b>	<b>0</b>	<b>95,000</b>	<b>100,000</b>

**YUMA COUNTY 2018 BUDGET  
SEPARATION OF EMPLOYMENT  
FUND 22  
REVENUE**

Description	2016 Actual	Actual 11-30-2017	2017 Budget	2018 Budget
4110 Transfer In	60,000	60,000		
4999 Fund Carryover Expended	0		100,000	94,000
<b>Total Revenue</b>	<b>60,000</b>	<b>60,000</b>	<b>100,000</b>	<b>94,000</b>

**YUMA COUNTY 2018 BUDGET  
SEPARATION OF EMPLOYMENT  
FUND 22  
EXPENSES**

Description	2016 Actual	Actual 11-30-2017	2017 Budget	2018 Budget
131 6111 Salaries-P/L with Retirement	14,221	7,125	45,400	42,700
131 6112 Salaries-P/L -No Retirement	15,099	8,883	45,400	42,700
131 6144 FICA	2,243	1,225	6,930	6,465
131 6145 Retirement	711	356	2,270	2,135
<b>Total Expenditure</b>	<b>32,274</b>	<b>17,590</b>	<b>100,000</b>	<b>94,000</b>

**YUMA COUNTY 2018 BUDGET  
EMERGENCY RESERVE  
FUND 25  
REVENUE**

Description	2016 Actual	Actual 11-30-2017	2017 Budget	2018 Budget
4110 Transfer In	0	0		
4999 Fund Carryover Expended	0	0	449,000	449,000
<b>Total Revenue</b>	<b>0</b>	<b>0</b>	<b>449,000</b>	<b>449,000</b>

**YUMA COUNTY 2018 BUDGET  
EMERGENCY RESERVE  
FUND 25  
EXPENSES**

Description	2016 Actual	Actual 11-30-2017	2017 Budget	2018 Budget
7750 Transfer Out	0	0	449,000	449,000
<b>Total Expenditure</b>	<b>0</b>	<b>0</b>	<b>449,000</b>	<b>449,000</b>

**Yuma County Department of Human Services**

<b>PROGRAM</b>	<b>Actual Exp 2016</b>	<b>Actual Exp Jan-Jun 2017</b>	<b>Allocation or Grant 2017/18</b>	<b>Budget Request 2018</b>
<b>A. COLORADO WORKS</b>				
Client Payments	94,667	60,960		103,751
Admin	16,406	2,061		21,055
Salary and Fringe	14,448	201		9,766
RMS	28,627	17,111		30,492
TANF Contract Payments	22,020	20,709		28,486
Child Care TANF Transfer	49,605	14,657		42,500
MOE			38,541	38,541
<b>TOTAL</b>	<b>225,773</b>	<b>115,699</b>	<b>274,591</b>	<b>274,591</b>
<b>B. CHILD CARE</b>				
Client Payments	59,545	24,975		174,938
Salary and Fringe	15,273	4,526		13,197
RMS	12,360	8,621		13,987
MOE			24,327	24,327
<b>TOTAL</b>	<b>87,178</b>	<b>38,122</b>	<b>226,449</b>	<b>226,449</b>
<b>C. COUNTY ADMIN</b>				
Salary & Fringe	392,379	227,760		413,426
Operating	64,120	36,664		65,000
RMS	-174,367	-89,112		(175,653)
<b>TOTAL</b>	<b>282,132</b>	<b>175,312</b>	<b>245,156</b>	<b>302,773</b>
<b>D. ADULT PROTECTION</b>	<b>20,820</b>	<b>10,707</b>	50,104	<b>50,104</b>
<b>E. CHILD WELFARE</b>				
Foster Care				
RMH	7,137	3,474		7,074
OOH, Case Svcs, Sub Adopt, & Child Care	194,518	128,603		215,414
80/20 Admin				
Salary & Fringe	190,134	116,464		248,176
Operating	84,573	21,827		70,933
RMS	110,594	59,100		113,129
Admin 100%				
Salary & Fringe	51,337	30,600		54,194
RMS	6,051	-2,853		2,132
Operating	828	1,048		1,250
<b>TOTAL</b>	<b>645,172</b>	<b>358,263</b>	<b>712,302</b>	<b>712,302</b>



**Yuma County Department of Human Services**

<b>PROGRAM</b>	<b>Actual Exp 2016</b>	<b>Actual Exp Jan-Jun 2017</b>	<b>Allocation or Grant 2017/18</b>	<b>Budget Request 2018</b>
F. IV-E INDEPENDENT LIVING	458	0		3,000
G. CORE SERVICES				
Salary & Fringe 100%	68,089	17,403		
Salary & Fringe 80%	51,599	41,815		
Mental Health Contracts	57,961	41,814		
SEA	1,988	1,849		
<b>TOTAL</b>	<b>179,637</b>	<b>102,881</b>	<b>219,639</b>	<b>219,639</b>
H. CHILD SUPPORT				
Salary & Fringe	54,654	34,841		
Operating	12,764	808		
<b>TOTAL</b>	<b>67,418</b>	<b>35,649</b>		<b>68,711</b>
I. EMPLOYMENT FIRST				
Client Services	213	150		
Salary & Fringe	31,254	75		
Operating	29,732	225		
State EF				
<b>TOTAL</b>	<b>61,199</b>	<b>225</b>		<b>5,000</b>
J. LEAP				
Salary and Fringe	8064			
Operating	0	2,596		
Vendor Payments	114,895	100,094		
<b>TOTAL</b>	<b>122,959</b>	<b>102,690</b>		<b>150,433</b>
K. AID TO NEEDY DISABLED	<b>45,345</b>	<b>14,304</b>		<b>39,766</b>
L. AID TO THE BLIND	0	0		<b>1,000</b>
M. OLD AGE PENSION	<b>233,288</b>	<b>109,505</b>		<b>228,529</b>
N. HOME CARE ALLOWANCE	<b>8,938</b>	<b>4,324</b>		<b>8,841</b>
O. FOOD STAMPS	<b>1,208,179</b>	<b>580,208</b>		<b>1,192,257</b>

**Yuma County Department of Human Services**

<b>PROGRAM</b>	<b>Actual Exp 2016</b>	<b>Actual Exp Jan-Jun 2017</b>	<b>Allocation or Grant 2017/18</b>	<b>Budget Request 2018</b>
P. Non Allocated	<b>1,551</b>	<b>811</b>		<b>1,575</b>
Q. OTHER PROGRAMS				
Enhanced Medicaid	1009			
IV-E Waiver	17,001	8,767	<b>10,600</b>	10,600
IV-E SB80 and parental fees		301		1,500
Emp 1st Incentives	2449	135		1,500
Special Projects/Donations	1,650	506		1,500
Tanf Incentives	1,705	1,313		2,100
County Only and Burials	-443	11,555		1,500
Cost Allocation RMS	-2,446	-1,298		(2,496)
TANF Collections	-204	-8		(150)
IV-D Retained	-15,609	-7,075		(14,000)
IV-D Incentives				25,667
Gerber Trust	421			500
Total Other	<b>5,533</b>	<b>14,196</b>		<b>28,221</b>
Column Totals	<i>3,195,580</i>	<i>1,662,896</i>		<i>3,512,191</i>
TOTAL BUDGET REQUEST				<b>3,512,191</b>

**Yuma County Department of Human Services**

**Yuma County Department of Human Services**

**Yuma County Department of Human Services**

PROGRAM	Actual	Revenue	Departmental
	Revenue	Jan-June	Requests
	2016	2017	2018
<b>A.</b> Colorado Works , CC TANF Transfer	189,877	107,512	236,050
<b>B.</b> Child Care	66,953	26,834	202,122
<b>C.</b> County Admin	245,931	145,104	263,413
<b>D.</b> Adult Protection	16,656	8,566	50,104
<b>E.</b> Child Welfare	526,352	289,504	584,088
<b>F.</b> Independent Living	458	-	3,000
<b>G.</b> Core Services	169,568	65,503	211,276
<b>H.</b> Child Support	67,398	25,737	45,349
<b>I.</b> Emp 1st	54,342	189	3,000
<b>J.</b> LEAP	122,959	102,690	150,433
<b>K.</b> AND	36,277	11,292	31,813
<b>L.</b> AB	-	-	-
<b>M.</b> OAP	232,923	109,359	228,529
<b>N.</b> Home Care Allowance	8,491	4,108	8,841
<b>O.</b> Food Stamps	1,208,179	580,208	1,192,257
<b>P.</b> Non Alloc Programs	-		
<b>Q.</b> Other Programs			
IV-Waiver	16,702	8,767	10,600
IV-E SB-80 & parental fees	-	301	1,500
Employment 1st Incentives	2,449	135	1,500
Special Projects/Donations	1,650	506	1,500
County Only and Burials	10,588	11,555	1,500
TANF Collections	(163)	(0)	(150)
TANF Incentives	1,705		2,100
IV-D Retained	(12,488)	(5,433)	(14,000)
Gerber Trust	421		600
IV-D Incentives	-		25,667
<i>Total</i>	<i>2,967,226</i>	<i>1,492,437</i>	<i>3,241,092</i>
<b>TOTAL REVENUE REQUEST</b>			<b>3,241,092</b>

Yuma County Department of Human Services

	EXF	Rev
<b>BUDGET REQUIREMENTS</b>	3,512,191	
<b>Estimated Revenue from State and Federal funds and Designated Accounts</b>		3,241,092
<b>From County Taxes</b>		244,697
<b>From Fund Balance</b>		<u>26,402</u>
	3,512,191	3,512,191